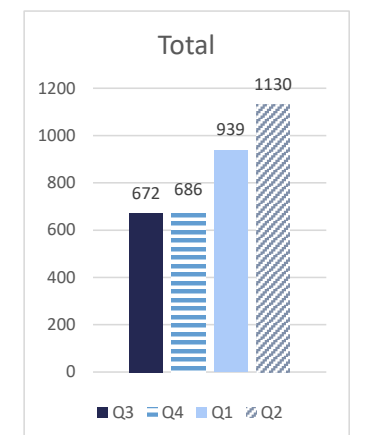
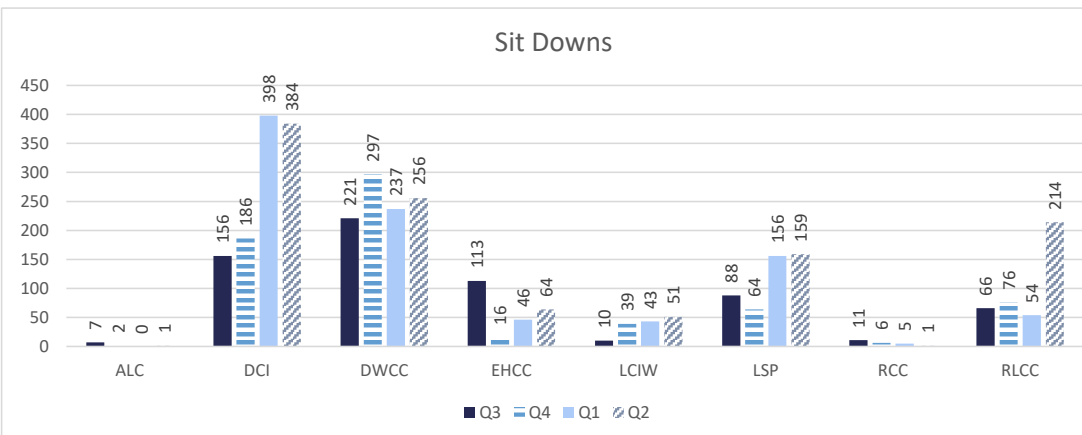
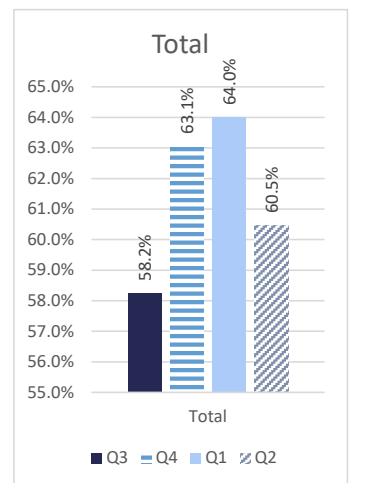
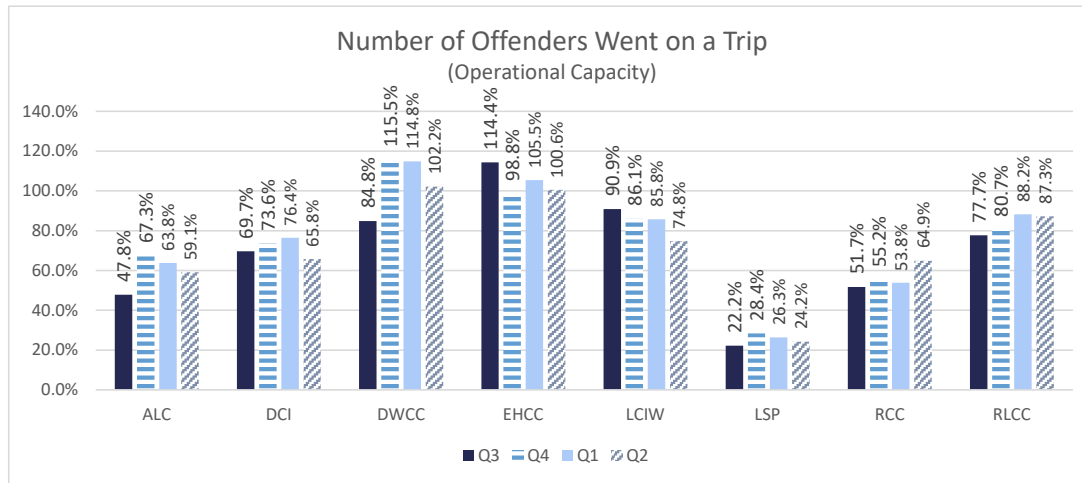
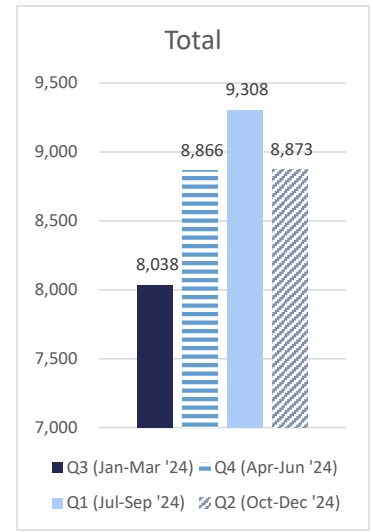
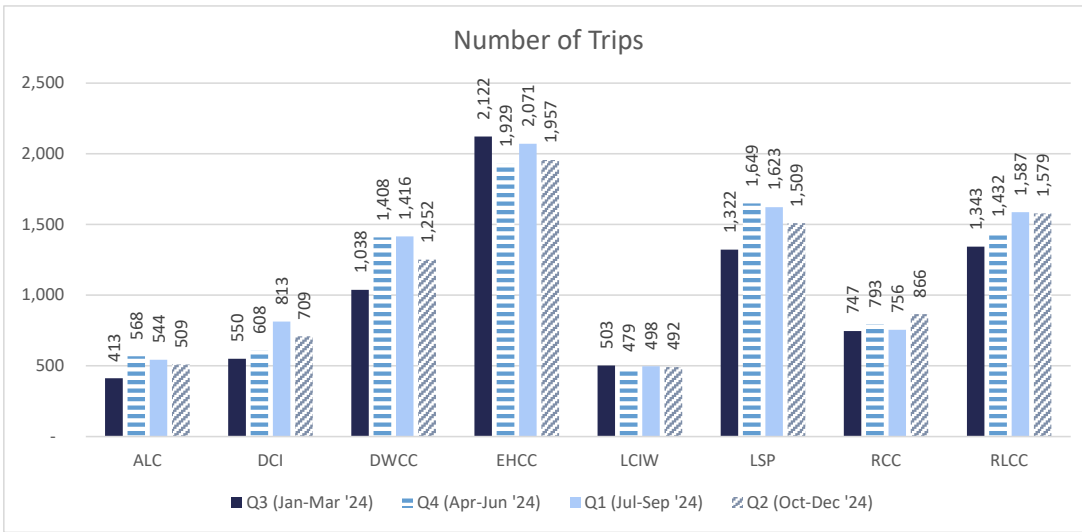


# Sex Offender Panel and Video Court Quarterly Summary

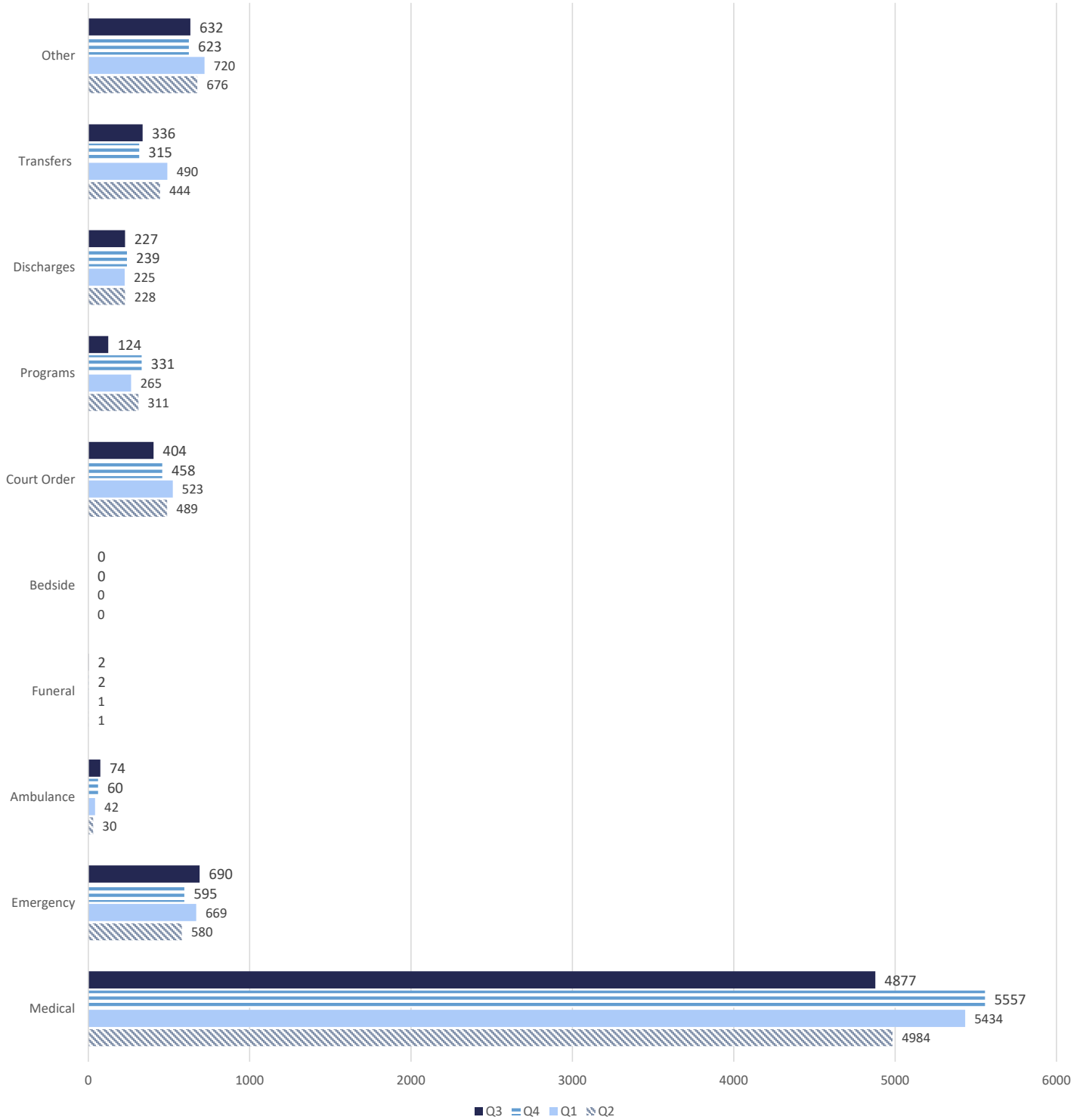
FY 24/25 - Quarter 2

## Offender Transport

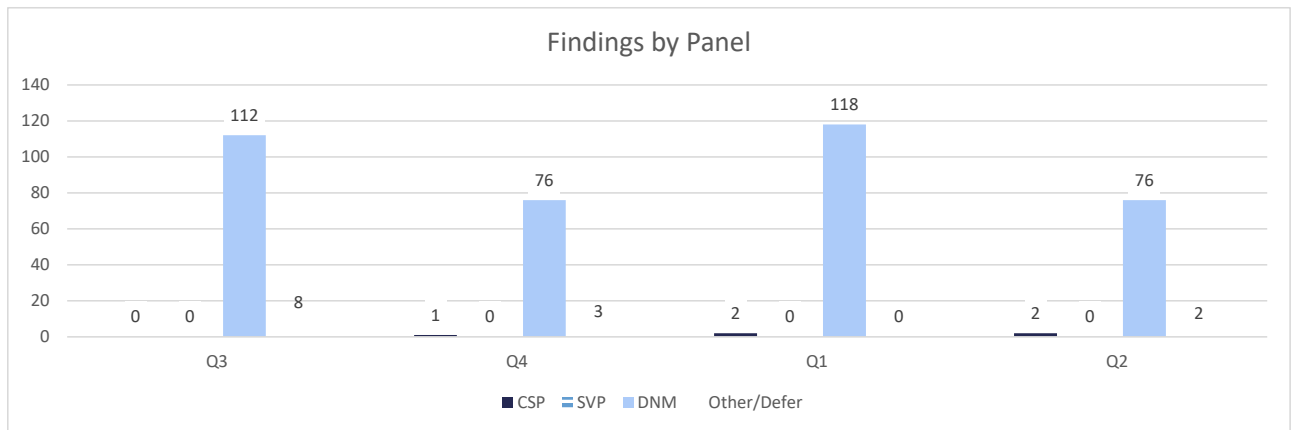
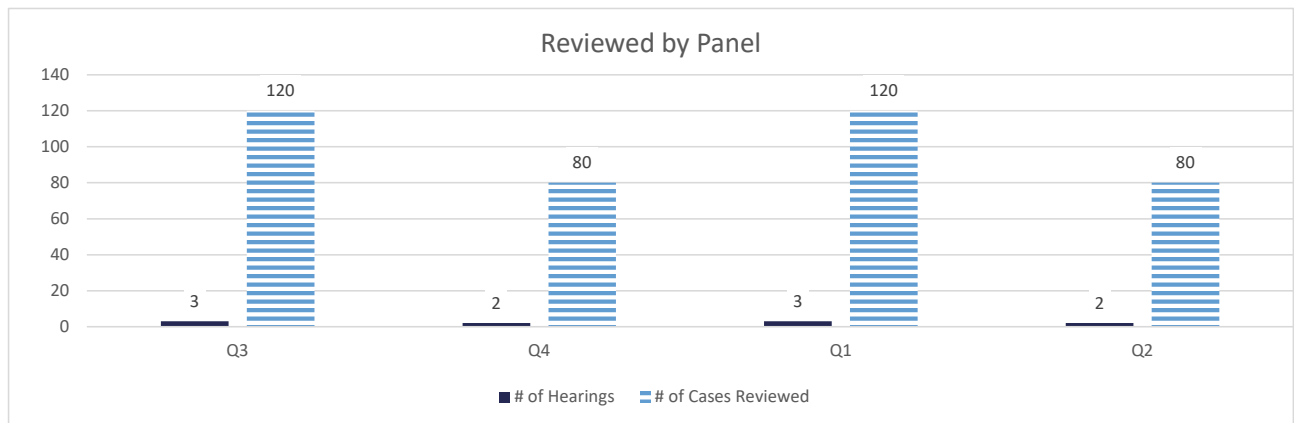
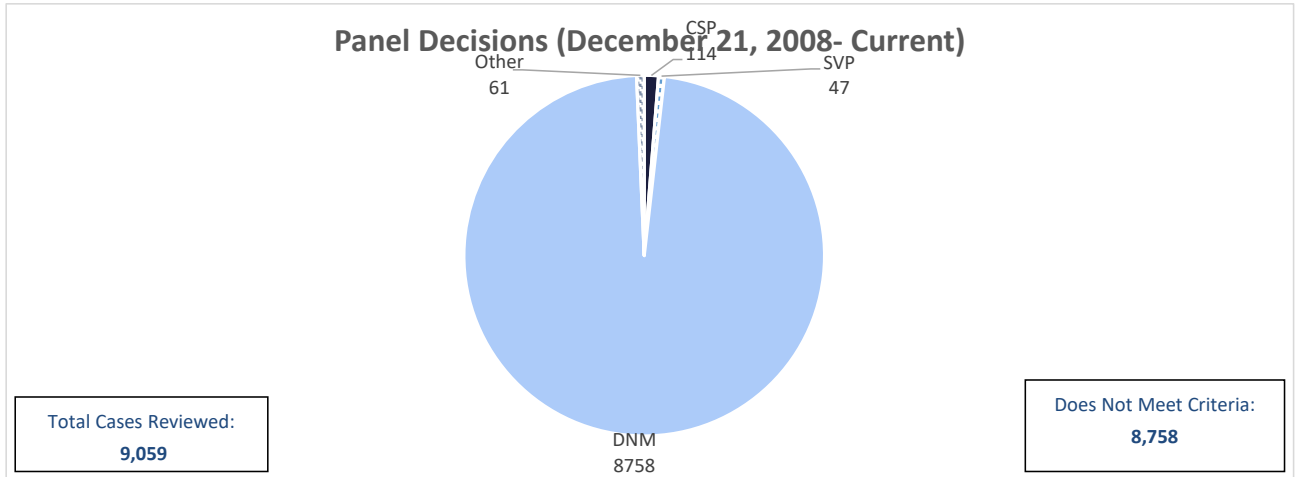
The following comparison represents transport activity comparing across quarters and units. ALC and WNC are no longer included as of August 2016. September 2017 forward will again include ALC.



## Types of Transport



# Sex Offender Assessment Panel



The number confirmed by court is 43 with 1 Child Sex predator being declined in Terrebonne Parish and 1 Child Sex predator being declined in EBR Parish .

CSP- Child Sex Predator

SVP- Sexual Violent Predator

DNM- Does Not Meet Criteria

## Pending Court Action

The pending represents the number of cases pending court action by parish of conviction. The various courts have been sent a copy of the panel's findings and are in various stages of the confirmation process.

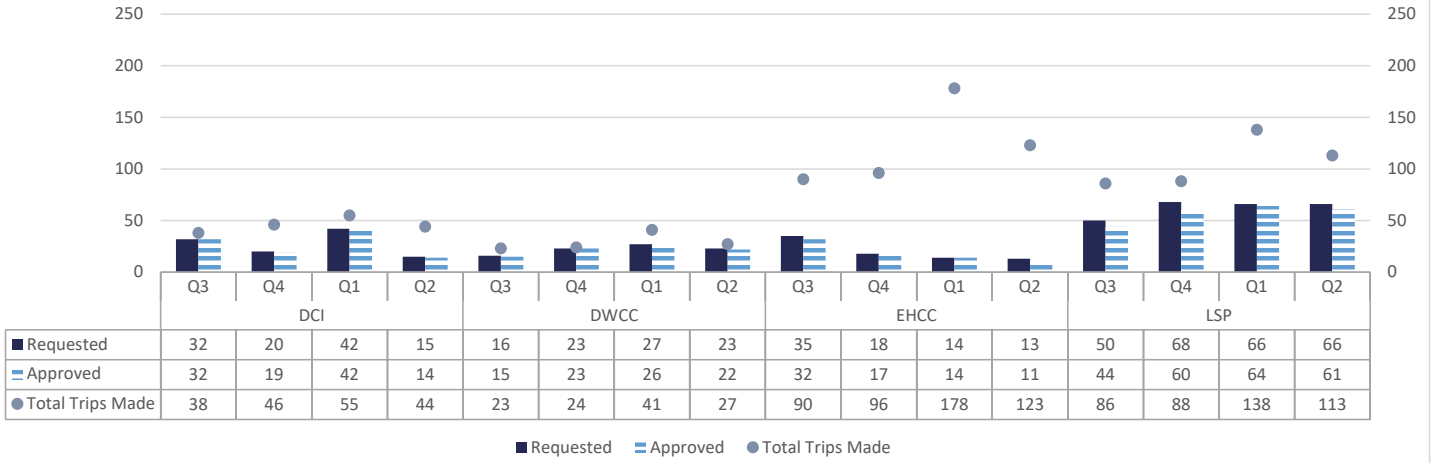
PARISH	No. Referred	Incarcerated	GTPS	Full Term
Acadia	1	1	0	0
Ascension	4	1	0	3
Avoyelles	4	0	0	4
Beauregard	1	1	0	0
Bienville	1	1	0	0
Bossier	2	0	0	2
Caddo	11	0	1	10
Calcasieu	8	1	2	5
Catahoula	1	0	0	1
Concordia	1	0	0	1
East Baton Rouge	6	2	1	3
Evangeline	1	0	0	1
Franklin	1	1	0	0
Iberia	3	0	0	3
Jeff-Davis	1	0	0	1
Jefferson	5	3	0	2
Lafayette	4	1	0	3
Lafourche	4	0	0	4
Lasalle	1	0	0	1
Livingston	2	0	1	1
Morehouse	1	0	0	1
Orleans	12	1	0	11
Ouachita	2	0	0	2
Rapides	5	3	0	2
Richland	1	0	0	1
Sabine	1	1	0	0
St. Bernard	1	0	0	1
St. Charles	1	0	0	1
St. Landry	1	0	0	1
St. Martin	2	0	0	2
St. Mary	4	1	0	3
St. Tammany	3	0	0	3
Terrebonne	3	1	0	2
Vernon	2	0	0	2
Washington	2	0	0	2
Webster	1	0	0	1
West Baton Rouge	1	1	0	0
West Carroll	0	0	0	0
West Feliciana	1	1	0	0
Winn	1	0	0	1
<b>GRAND TOTALS</b>	<b>107</b>	<b>21</b>	<b>5</b>	<b>81</b>

\*as of December 2008

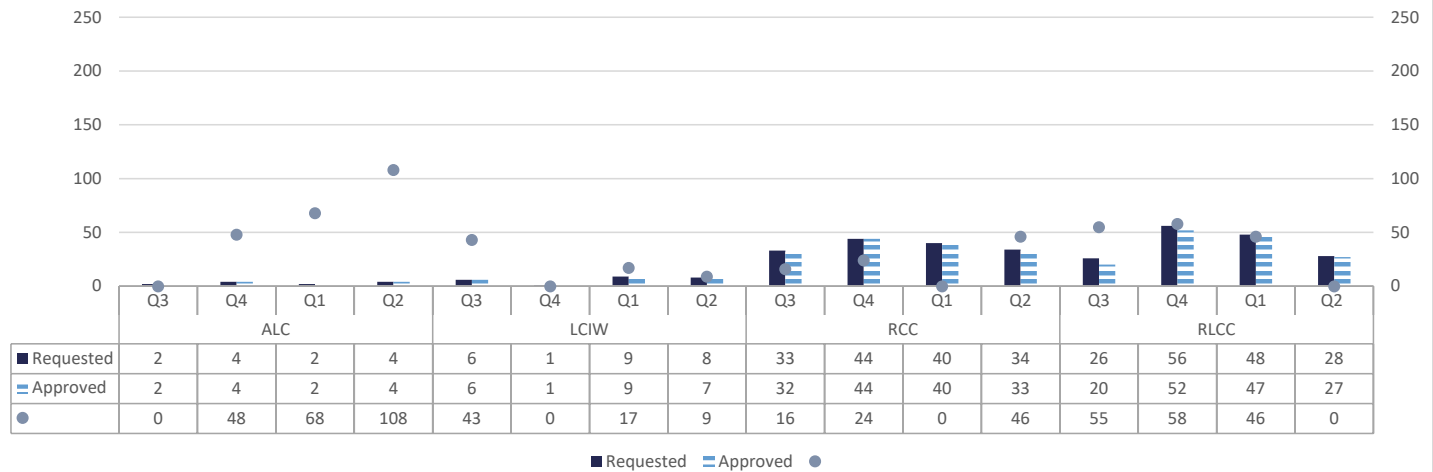
# Video Court

The Video Court Project began as an experiment between the Louisiana State Penitentiary and the Orleans Criminal District Court. All state facilities now have video capability.

### Requests for Video vs. Total Trips Made



### Requests for Video vs. Total Trips Made Cont.



## Requests/Approved for Video Court

The following is a representation of the percentage of notices received from parishes with VC capability, and those approved for video. It should be noted that in East Baton Rouge parish, mainly commissioners are utilizing VC as they handle most post-conviction relief matters.

PARISH	Q3		Q4		Q1		Q2		Total	
	Requested	Approved	Requested	Approved	Requested	Approved	Requested	Approved	Requested	Approved
Acadia	1	1	0	0	3	3	2	2	6	6
Allen	0	0	0	0	0	0	0	0	0	0
Ascension	0	0	0	0	0	0	1	1	1	1
Assumption	0	0	0	0	0	0	0	0	0	0
Avoyelles	0	0	13	13	14	14	5	5	32	32
Beauregard	1	1	1	1	2	2	0	0	4	4
Bienville	0	0	0	0	0	0	0	0	0	0
Bossier	7	7	5	5	1	1	4	4	17	17
Caddo	1	1	5	4	1	1	0	0	7	6
Calcasieu	3	3	1	1	9	9	5	5	18	18
Caldwell	3	3	0	0	2	2	0	0	5	5
Cameron	0	0	0	0	1	1	0	0	1	1
Catahoula	0	0	0	0	1	1	0	0	1	1
Claiborne	1	1	0	0	0	0	0	0	1	1
Concordia	0	0	0	0	0	0	0	0	0	0
Desoto	0	0	0	0	0	0	0	0	0	0
East Baton Rouge	16	12	29	27	5	5	12	8	62	52
East Carroll	1	1	0	0	0	0	0	0	1	1
East Feliciana	0	0	0	0	2	2	0	0	2	2
Evangeline	0	0	0	0	0	0	0	0	0	0
Franklin	0	0	1	1	3	3	1	1	5	5
Grant	2	2	3	3	3	3	0	0	8	8
Iberia	2	2	2	2	4	4	1	1	9	9
Iberville	0	0	0	0	2	2	6	6	8	8
Jackson	0	0	0	0	0	0	0	0	0	0
Jefferson	33	31	31	28	26	26	28	27	118	112
Jefferson Davis	0	0	0	0	0	0	1	1	1	1
Lafayette	1	1	4	4	7	7	6	6	18	18
Lafourche	0	0	0	0	0	0	2	2	2	2
Lasalle	0	0	0	0	0	0	0	0	0	0
Lincoln	9	9	3	3	7	7	8	8	27	27
Livingston	15	14	7	6	11	11	3	3	36	34
Madison	2	2	0	0	0	0	0	0	2	2
Morehouse	0	0	0	0	0	0	0	0	0	0
Natchitoches	0	0	2	2	2	2	0	0	4	4
Orleans	34	30	42	40	51	49	24	22	151	141
Ouachita	0	0	0	0	1	1	1	1	2	2
Plaquemines	0	0	0	0	0	0	0	0	0	0
Pt. Coupee	0	0	0	0	0	0	0	0	0	0
Rapides	2	2	0	0	1	1	0	0	3	3
Red River	0	0	0	0	0	0	0	0	0	0
Richland	0	0	0	0	0	0	0	0	0	0
Sabine	0	0	0	0	0	0	0	0	0	0
St. Bernard	1	0	0	0	1	1	0	0	2	1
St. Charles	1	1	2	1	1	1	2	2	6	5
St. Helena	0	0	0	0	0	0	1	1	1	1
St. James	0	0	0	0	0	0	0	0	0	0

St. John	0	0	0	0	0	0	1	1	<b>1</b>	<b>1</b>
St. Landry	1	1	0	0	0	0	0	0	<b>1</b>	<b>1</b>
St. Martin	1	1	0	0	0	0	2	2	<b>3</b>	<b>3</b>
St. Mary	1	1	0	0	0	0	1	1	<b>2</b>	<b>2</b>
St. Tammany	12	12	6	6	15	15	8	8	<b>41</b>	<b>41</b>
Tangipahoa	6	6	5	5	12	12	5	5	<b>28</b>	<b>28</b>
Tensas	1	1	0	0	0	0	0	0	<b>1</b>	<b>1</b>
Terrebonne	0	0	7	7	3	3	4	4	<b>14</b>	<b>14</b>
Union	0	0	0	0	0	0	0	0	<b>0</b>	<b>0</b>
Vermillion	0	0	2	2	2	1	2	2	<b>6</b>	<b>5</b>
Vernon	0	0	0	0	0	0	0	0	<b>0</b>	<b>0</b>
Washington	34	33	45	44	46	46	45	41	<b>170</b>	<b>164</b>
Webster	0	0	0	0	0	0	1	1	<b>1</b>	<b>1</b>
West Baton Rouge	3	3	1	1	1	1	0	0	<b>5</b>	<b>5</b>
West Carroll	0	0	1	1	0	0	0	0	<b>1</b>	<b>1</b>
W. Feliciana	0	0	1	1	2	2	0	0	<b>3</b>	<b>3</b>
Winn	0	0	0	0	0	0	0	0	<b>0</b>	<b>0</b>
Vets Affairs	0	0	0	0	0	0	0	0	<b>0</b>	<b>0</b>
Federal	4	3	12	10	7	6	7	6	<b>30</b>	<b>25</b>
OOS	1	1	3	3	0	0	2	2	<b>6</b>	<b>6</b>
GRAND TOTALS	200	186	234	221	249	245	191	179	<b>874</b>	<b>831</b>

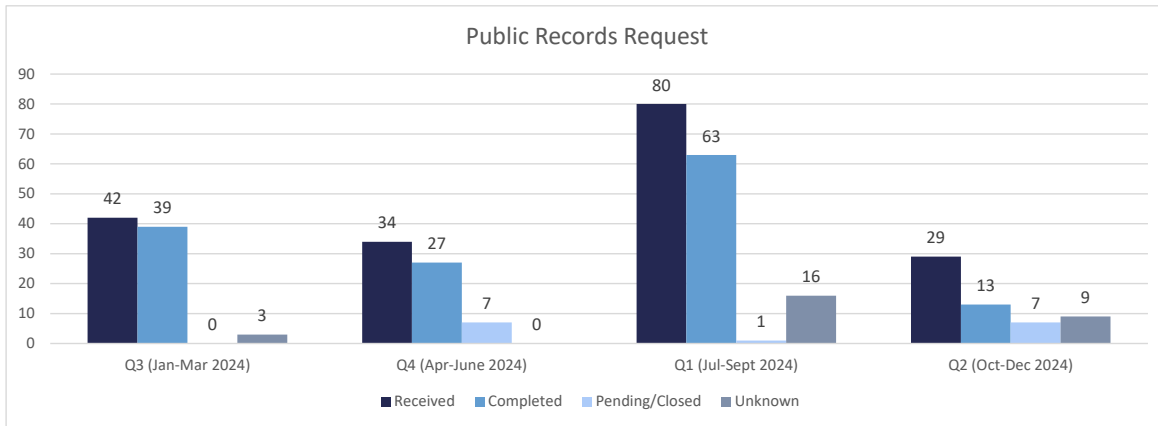
## Requests/Denied or Cancelled for Video Court

PARISH	Q3		Q4		Q1		Q2		Total	
	Requested	Denied/ Cancelled	Requested	Denied/ Cancelled	Requested	Denied/ Cancelled	Requested	Denied/ Cancelled	Requested	Denied/ Cancelled
Acadia	1	0	0	0	3	0	2	0	6	0
Allen	0	0	0	0	0	0	0	0	0	0
Ascension	0	0	0	0	0	0	1	0	1	0
Assumption	0	0	0	0	0	0	0	0	0	0
Avoyelles	0	0	13	0	14	0	5	0	32	0
Beauregard	1	0	1	0	2	0	0	0	4	0
Bienville	0	0	0	0	0	0	0	0	0	0
Bossier	7	0	5	0	1	0	4	0	17	0
Caddo	1	0	5	1	1	0	0	0	7	1
Calcasieu	3	0	1	0	9	0	5	0	18	0
Caldwell	3	0	0	0	2	0	0	0	5	0
Cameron	0	0	0	0	1	0	0	0	1	0
Cathoula	0	0	0	0	1	0	0	0	1	0
Claiborne	1	0	0	0	0	0	0	0	1	0
Concordia	0	0	0	0	0	0	0	0	0	0
Desoto	0	0	0	0	0	0	0	0	0	0
East Baton Rouge	16	4	29	2	5	0	12	4	62	10
East Carroll	1	0	0	0	0	0	0	0	1	0
East Feliciana	0	0	0	0	2	0	0	0	2	0
Evangeline	0	0	0	0	0	0	0	0	0	0
Franklin	0	0	1	0	3	0	1	0	5	0
Grant	2	0	3	0	3	0	0	0	8	0
Iberia	2	0	2	0	4	0	1	0	9	0
Iberville	0	0	0	0	2	0	6	0	8	0
Jackson	0	0	0	0	0	0	0	0	0	0
Jefferson	33	2	31	3	26	0	28	1	118	6
Jefferson Davis	0	0	0	0	0	0	1	0	1	0
Lafayette	1	0	4	0	7	0	6	0	18	0
Lafourche	0	0	0	0	0	0	2	0	2	0
Lasalle	0	0	0	0	0	0	0	0	0	0
Lincoln	9	0	3	0	7	0	8	0	27	0
Livingston	15	1	7	1	11	0	3	0	36	2
Madison	2	0	0	0	0	0	0	0	2	0
Morehouse	0	0	0	0	0	0	0	0	0	0
Natchitoches	0	0	2	0	2	0	0	0	4	0
Orleans	34	4	42	2	51	2	24	2	151	10
Ouachita	0	0	0	0	1	0	1	0	2	0
Plaquemines	0	0	0	0	0	0	0	0	0	0
Pt. Coupee	0	0	0	0	0	0	0	0	0	0
Rapides	2	0	0	0	1	0	0	0	3	0
Red River	0	0	0	0	0	0	0	0	0	0
Richland	0	0	0	0	0	0	0	0	0	0
Sabine	0	0	0	0	0	0	0	0	0	0
St. Bernard	1	1	0	0	1	0	0	0	2	1
St. Charles	1	0	2	1	1	0	2	0	6	1
St. Helena	0	0	0	0	0	0	1	0	1	0
St. James	0	0	0	0	0	0	0	0	0	0
St. John	0	0	0	0	0	0	1	0	1	0
St. Landry	1	0	0	0	0	0	0	0	1	0
St. Martin	1	0	0	0	0	0	2	0	3	0
St. Mary	1	0	0	0	0	0	1	0	2	0



St. Tammany	12	0	6	0	15	0	8	0	41	0
Tangipahoa	6	0	5	0	12	0	5	0	28	0
Tensas	1	0	0	0	0	0	0	0	1	0
Terrebonne	0	0	7	0	3	0	4	0	14	0
Union	0	0	0	0	0	0	0	0	0	0
Vermillion	0	0	2	0	2	1	2	0	6	1
Vernon	0	0	0	0	0	0	0	0	0	0
Washington	34	1	45	1	46	0	45	4	170	6
Webster	0	0	0	0	0	0	1	0	1	0
West Baton Rouge	3	0	1	0	1	0	0	0	5	0
West Carroll	0	0	1	0	0	0	0	0	1	0
W. Feliciana	0	0	1	0	2	0	0	0	3	0
Winn	0	0	0	0	0	0	0	0	0	0
Vets Affairs	0	0	0	0	0	0	0	0	0	0
Federal	4	1	12	2	7	1	7	1	30	5
OOS	1	0	3	0	0	0	2	0	6	0
GRAND TOTALS	200	14	234	13	249	4	191	12	874	43

# Legal Services 2024



## Suits

