



Louisiana's Justice Reinvestment Reforms 2020 Annual Performance Report

Presented to the Louisiana Legislature

October 2021

Louisiana Department of Public Safety and Corrections

Louisiana Commission on Law Enforcement

Table of Contents

Executive Summary.....	4
Introduction and Background.....	6
2017 Justice Reform and Reinvestment Legislation Summary.....	9
2018 Legislative Actions Related to Justice Reform and Reinvestment.....	10
2019 Legislative Actions Related to Justice Reform and Reinvestment.....	11
2020 Legislative Actions Related to Justice Reform and Reinvestment.....	12
Methodology for the Report	13
Data Sources	13
Barriers to Data Collection	14
Interpreting the Data in this Report	15
JRI Goal: Focus Prison Beds on Those Who Pose a Serious Threat to Public Safety	16
Accomplishment 1: Reduced use of prison for nonviolent offenses.....	16
Accomplishment 2: Reduction in Total Prison Population	18
Accomplishment 3: Decrease in Total Admissions into Prison	20
Accomplishment 4: Increasing use of Imprisonment Alternatives	20
Accomplishment 5: Decreased sentence length for nonviolent offenses.....	21
Accomplishment 6: Reduced use of habitual offender penalties.....	22
Accomplishment 7: Increase in Discretionary Parole releases	23
JRI Goal: Strengthen Community Supervision	24
Accomplishment 8: Focusing resources on those most likely to reoffend	24
Accomplishment 9: Increasing the use of incentives to encourage positive behavior	25
Accomplishment 10: Responding to violations with swift, certain, and proportional sanctions.....	26
JRI Goal: Reinvest a Substantial Portion of the Savings	29
Distribution of Reinvestment Dollars	29
Year 1 Savings/Reinvestment Recap:	30
Year 2 Savings/ Reinvestment:.....	33
Looking Forward.....	43
Glossary	44
Appendix A- Performance Metrics Data	48
Incarceration Data	48
Community Supervision Data	61
Appendix B- Community Incentive Grant Program Descriptions	69
Appendix C – Success Stories for CIG Participants	74
Appendix D – Juvenile Justice Reinvestment Descriptions	77

Louisiana Justice Reinvestment Performance Report

Executive Summary

On June 15, 2017, Governor John Bel Edwards signed a package of ten (10) Justice Reinvestment Initiative (JRI)¹ bills into law. This package was created to: focus prison space on people who pose a serious threat to public safety; strengthen community supervision; clear away barriers to successful reentry; and reinvest a substantial portion of the savings into services to reduce recidivism and support victims of crime. One of the bills, Act 261, requires the Department of Public Safety and Corrections (DPS&C) and the Louisiana Commission on Law Enforcement (LCLE) to submit a report each year to the Louisiana legislature to track the impact of the JRI legislation.

According to a 2017 report released by the Louisiana Justice Reinvestment Task Force, prior to JRI's passage, Louisiana was leading the nation in imprisonment, with a rate nearly double the national average.² The State was also sending people to prison for nonviolent offenses at 1.5 to 3 times the rate of other Southern states with similar crime rates.³ The policy choices that led to this situation were costing the state nearly \$700 million annually on corrections. Despite this investment, one in three offenders released from prison returned there within three years.⁴

Following lessons learned from successful criminal justice reform efforts in other Southern states and the best available research, Louisiana developed a comprehensive, data-driven and bipartisan plan designed to steer people convicted of less serious crimes away from prison, strengthen alternatives to incarceration, reduce prison terms for those who can be safely supervised in the community, and remove barriers to successful reentry.

The majority of the JRI legislation became effective by November 2017. In the first two full years following initial implementation, the State has realized over \$30 million dollars in savings attributed to JRI. Those savings have been reinvested back into the State General Fund, juvenile justice programs, victims' services, community-based programs, and other initiatives designed to reduce recidivism.

This report provides updates on the performance measures required by Act 261, and also includes description synopsis reinvestment dollars to date. Significant takeaways include:

- **Reduced Prison Population:** In 2016, there were 19,644 people incarcerated for nonviolent offenses. By the end of 2019, that number dropped to 12,682 people incarcerated for nonviolent offenses, a 35% decrease from 2016.
- **Reduced use of Prison beds for Non Violent Offenses:** In 2016, there were over 8,000 people in Louisiana's prisons for drug offenses and 5,595 for property offenses. In 2019, that number dropped to 4,543 people in Louisiana's prisons for drug offenses and 4,643 for property offenses
- **Sentence Length Down for Nonviolent Offenses:** The overall average sentence length at admission decreased from 80.2 months to 67.5 months by 2019 (15.8% decrease from 2016). Drug offense

¹ The Justice Reinvestment Initiative (JRI) is a national project sponsored by the Bureau of Justice Assistance (BJA) and The Pew Charitable Trusts. It seeks to assist states in adopting data-driven approaches to improve public safety, examine corrections and related criminal justice spending, manage criminal justice populations in a more cost-effective manner, and reinvest savings in strategies that can hold offenders accountable, decrease crime, and strengthen neighborhoods.

² https://www.lasc.org/documents/LA_Task_Force_Report_2017_FINAL.pdf

³ https://www.lasc.org/documents/LA_Task_Force_Report_2017_FINAL.pdf

⁴ https://www.lasc.org/documents/LA_Task_Force_Report_2017_FINAL.pdf

sentence lengths saw the largest decrease by the end of 2019 with a drop of 32%, followed by property offense sentence lengths, which dropped by 22%.

- ***Decrease in Use of Habitual Offender Enhancements:*** In 2016, 466 people were sentenced under the habitual offender statute and in 2019 that number decreased by 58.3% to a total of 195 under the habitual offender statute.
- ***Reduction in Probation and Parole Population and Officers' Average Caseloads:*** Since implementation of Act 280 began, the Division of Probation and Parole has seen a steady decline (18.2% decrease) in the average allocated caseload size, from 140.25 in December 2016 to 114.7 by the end of 2019.

While the immediate impact of JRI on the prison population has produced a significant decline in the prison population and generated substantial amount of savings, as expected, the data indicates that the continued impact has stabilized and to some degree has levelled off. In the future, this stabilization and leveling off will likely generate new additional savings at a much lower rate than previous years. However, the previous reinvestment funding allocations remain intact and continue on an annual basis, which is critical to the long-term sustained success of the JRI initiative.

Additional background, details about the initial implementation of the 2017 Criminal Justice Reform and reinvestment package, and additional performance data is included in the full report.

Introduction and Background

In 2015, the Louisiana legislature recognized the need to control prison growth and reduce recidivism in Louisiana and adopted House Concurrent Resolution 82, creating the Louisiana Justice Reinvestment Task Force (“Task Force”). The Legislature directed the Task Force to develop recommendations to: 1) reduce the corrections population and associated spending, 2) expand research-based supervision and sentencing practices, and 3) strategically reinvest savings to reduce recidivism and improve reentry outcomes.

The Task Force – a bipartisan group representing different criminal justice agencies, branches of government, and community groups – used data and research to study Louisiana’s criminal justice system over the following year. The Task Force released a report with its findings in March 2017. Among other things, the Task Force discovered that, despite a recent decline in the state prison population, Louisiana remained the state with the highest per-capita use of prison beds in the United States. In addition, Louisiana was sending people to prison for nonviolent offenses at 1.5 to 3 times the rate of other Southern states with similar crime rates. The policy choices that led to this situation were costing the state nearly \$700 million annually. However, despite this investment, one in three offenders released from prison returned there within three years.⁵

Within the March 2017 report, the Task Force also issued recommendations for legislative reform. Those recommendations were categorized into six goals:

1. Ensure clarity and consistency in sentencing;
2. Focus prison beds on those who pose a serious threat to public safety;
3. Strengthen community supervision;
4. Clear away barriers to successful reentry;
5. Reinvest a substantial portion of the savings; and,
6. Collect data and track outcomes.

After receiving the findings and recommendations of the Task Force, the Louisiana Legislature developed a package of 10 Justice Reinvestment Initiative (JRI) bills. All 10 bills in the package passed the Louisiana Legislature with strong bipartisan majorities and were signed by the Governor on June 15, 2017. While not an exact replica of the recommendations of the Task Force, the Legislature designed this package to address the issues identified by the Task Force, and designed the JRI bills with the following four goals in mind:

1. Focus prison beds on the most serious offenders;
2. Strengthen community supervision;
3. Clear away barriers to successful reentry; and,
4. Reinvest the savings into recidivism reduction and crime victim support.

Justice Reinvestment Goals

- Focus Prison Beds on Serious Threats to Public Safety
- Strengthen Community Supervision
- Clear Away Barriers to Successful Reentry
- Reinvest Savings into Recidivism Reduction & Crime Victim Support

⁵ The full findings and recommendations of the Louisiana Justice Reinvestment Task Force may be found here: https://www.lasc.org/documents/LA_Task_Force_Report_2017_FINAL.pdf

The 2017 JRI legislative package made changes to several areas of the criminal justice system including: sentencing ranges and enhancements, post sentencing release mechanisms, community supervision and alternatives to incarceration. In addition to these changes, Act 261 of the package also requires the Department of Public Safety and Corrections (DPS&C) and the Louisiana Commission on Law Enforcement (LCLE) to track and report on the impact of the of the 2017 reforms to the criminal justice system

This is the third annual report; prior reports from 2018 and 2019 can be found here.⁶⁷

Specifically, this report provides an annual update to the performance data required by Act 261 as of the 2019 calendar year and a summary of the savings realized and reinvested as of the 2020 fiscal year including qualitative and quantitative information regarding the impact of the JRI funds reinvested to date.

⁶ First JRI Annual Performance Report (June 30, 2018)

http://gov.louisiana.gov/assets/DPS&Cs/JRI/LA_JRI_Annual_Report_FINAL.PDF

⁷ 2019 JRI Annual Performance Report (June 30, 2019)

<https://gov.louisiana.gov/assets/DPS&Cs/CJR/2019-JRI-Performance-Annual-Report-Final.pdf>

Background of Louisiana’s Justice Reinvestment Initiative



Task Force

In 2015, the Louisiana Legislature created the Louisiana Justice Reinvestment Task Force. The bipartisan group comprised of law enforcement, court practitioners, community members, and legislators found that Louisiana’s corrections system was producing low public safety returns at high costs. The group released a report of its findings and recommendations in March 2017.⁸



Legislative Package

The recommendations from the Task Force were developed into ten bills, known collectively as the Justice Reinvestment Initiative legislation. The bills passed with large bipartisan majorities in both the House and Senate. Governor Edwards signed the package into law by on June 15, 2017.⁹



JRI Implementation

As a result of implementing these laws, the state saw a decrease in the overall prison and supervision population from baseline (2016) to 2019.

The Pew Charitable Trusts predicted the JRI legislation would reduce the prison and community supervision populations by 10 and 12 percent respectively in the decade following, resulting in an estimated \$262 million in corrections spending saved over 10 years.

State lawmakers have committed to reinvesting 70 percent of those estimated savings into programs that will reduce recidivism and support crime victims.

⁸ The report can be found at: https://www.lasc.org/documents/LA_Task_Force_Report_2017_FINAL.pdf

⁹ A summary of the 2017 Justice Reinvestment Package can be in Appendix B of this report.

2017 Justice Reform and Reinvestment Legislation Summary

Below is an overview of the 10 bills passed by the Louisiana Legislature in 2017. A more detailed description can be found on the Louisiana Department of Public Safety and Corrections website¹⁰.

- **Act 280 (SB 139):** Improves Louisiana’s system of probation and parole supervision by implementing evidence-based practices, expanding eligibility for alternatives to incarceration and early release, and implementing incentives for those under correctional control to encourage positive behavior. Effective November 1, 2017.
- **Act 281 (SB 220):** Focuses prison space on serious and violent offenders by tailoring sentences for drug offenses according to weight, raising the felony theft threshold, removing less serious crimes from the violent crime list, modifying penalties for some nonviolent offenses, and creating the Louisiana Felony Class System Task Force. Effective August 1, 2017.
- **Act 282 (SB 221):** Tailors habitual offender penalties to the severity of the offense by lowering the mandatory minimum sentence for second and third offenses, differentiating cleansing periods for violent vs. nonviolent offenses, and allowing judicial discretion to depart from constitutionally excessive sentences. Effective November 1, 2017.
- **Act 260 (HB 249):** Ensures criminal justice fines and fees do not become a barrier to successful reentry by determining a person’s ability to pay, creating a payment plan that people can comply with, creating incentives for consistent payments, and differentiating inability to pay vs. a choice not to pay. Effective August 1, 2021¹¹
- **Act 261 (HB 489):** Requires JRI savings to be reinvested into programs and policies that will reduce reoffending and support victims of crime by mandating the collection and reporting of data to track the outcomes of JRI and channeling savings to expand community-based prison alternatives, victims’ services, and targeted investments within the DPS&C and parish jails. Effective June 30, 2018.
- **Act 258 (HB 116):** Streamlines registration for victim notification and ensures that victims can request certain measures for their individual safety as a condition of release. Effective August 1, 2018.
- **Act 277 (SB 16):** Ensures that most people sentenced to life as juveniles receive an opportunity for parole consideration after serving at least 25 years in prison. Effective August 1, 2017.
- **Act 262 (HB 519):** Streamlines the process for people with criminal convictions to apply for and receive occupational licenses. Effective August 1, 2017.
- **Act 264 (HB 680):** Suspends child support payments for people who have been incarcerated for more than six months unless the person has the means to pay or is imprisoned for specific offenses and allows courts to extend child support payments beyond the termination date for the period of time in which payments were suspended. Effective August 1, 2020.¹²
- **Act 265 (HB 681):** Lifts the ban on federal SNAP and TANF benefits for those convicted of drug offenses who are returning home from prison. Effective October 1, 2017.

¹⁰ Louisiana Department of Public Safety and Corrections, “Criminal Justice Reform”
<https://DPS&C.louisiana.gov/about-the-dpsc/justice-reform/>

¹¹ Initially effective August 1, 2018, but implementation was delayed by the 2018, 2019, and 2020 legislative session.

¹² Initially effective January 1, 2019, but implementation was delayed by the 2018, 2019 and 2020 legislative sessions.

2018 Legislative Actions Related to Justice Reform and Reinvestment

In 2018, the Louisiana Legislature modified and/or clarified language from the 2017 JRI package. Related acts from the 2017 package are in parenthesis.

- **Act 542:** Clarified that an individual should be sentenced under whichever habitual offender law was in place at the time the criminal act was committed. Effective August 1, 2018. (Act 282 of the 2017 Regular Session of the Legislature.)
- **Act 136:** Extended the effective date of Act 264 of the 2017 Regular Session of the Legislature (which suspended child support payments) to August 1, 2019.
- **Act 668:** Adjusted several components of JRI legislative package.
 - Delayed the effective date of Act 260 of the 2017 Regular Session of the Legislature (restructuring of criminal justice fines and fees) until August 1, 2019.
 - Any outstanding restitution shall be converted to civil money judgment;
 - Probation may not be extended solely upon the defendant's inability to pay fines, fees or restitution;
 - Probation Earned Compliance Credit awards require Judicial Determination;
 - Definition of technical violations modified;
 - Fourth or subsequent violations may now result in revocation;
 - Deletion of Mandatory Street Credits for time served on probation prior to revocation;
 - Option to extend probation to 5 years in certain circumstances.
- **Act 573:** Removed 1st degree murder from eligibility for Medical ment Furlough. Effective August 1, 2018. (Act 280 of the 2017 Regular Session of the Legislature.)
- **Act 604:** Required 5/5 unanimous vote by the Parole Board for a 1970's second degree murder lifer to receive parole; changed implementation date for Administrative Parole to November 2020. Effective November 1, 2018. (Act 280 of the 2017 Regular Session of the Legislature.)

2019 Legislative Actions Related to Justice Reform and Reinvestment

- **Act 1:** Reduced certain expungement fees by grouping together all convictions arising out of an arrest.
- **Act 54:** Set limits on fees associated with bail bonds.
- **Act 111:** Prohibited courts from suspending driver's license for failure to pay a criminal fine if the defendant is financially unable to pay the fine.
- **Act 253:** Relative to Fines and Fees; relative to the court's authority to suspend a driver's license for failure to pay fines, to grant an extension of time to pay; to authorize community service instead of payment. Delayed the effective date of Act 260 of the 2017 Regular Session of the Legislature until August 1, 2021.
- **Act 277:** Extended the effective date of Act 264 of the 2017 Regular Session of the Legislature (suspension of child support) to August 1, 2020.
- **Act 369:** Authorized those sentenced as Habitual Offenders to participate in work release up to one year prior to release granted by the Parole Board; allows the Parole Board to require special conditions for those releasing via goodtime; clarifies goodtime restrictions related to Reentry Court Programs.
- **Act 386:** Stated that a conviction for a non-violent felony set aside and dismissed after deferred imposition of sentence shall *not* be considered a prior offense for subsequent prosecution of the person as a habitual offender for a non-violent felony offense.
- **HCR 79:** Requested DPS&C to study alternative means by which a person on probation or parole reports to their officer instead of in-person meeting.
- **HCR 87:** Provided that the Secretary of the DPS&C or his designee shall serve on the Louisiana Commission on Justice System Funding to study and determine optimal methods of supporting and funding the Louisiana court system in a way that would allow for the implementation of changes made in Act 260 of the 2017 legislative session.
- **HCR 106:** Created a commission to study and evaluate the process and procedure for automatic criminal record clearing for individuals who remain free from convictions for a certain period of time.

2020 Legislative Actions Related to Justice Reform and Reinvestment

- **Act 71:** Provides for the expungement of certain misdemeanor and felony arrest and conviction records. Removes the requirement that the person be employed for 10 consecutive years in order to petition for expungement.
- **Act 87:** Requires uniform audit reporting by local and state auditees that assess, collect, or receive revenue from pre- or post- adjudication costs, fines and fees.
- **Act 98:** Explicitly authorizes probation and parole officers to utilize cell phones, videoconferencing, or other electronic communication devices to conduct reporting or meetings with clients under supervision.
- **Act 99:** Reduces parole eligibility rate to 25 years for persons convicted as juveniles for non-homicide offenses with sentence lengths of 25 years or more.
- **Act 108:** Provides that any person who was or is confined in any prison, jail, work release facility, or correctional institution or who was or is under the supervision of the division of probation and parole is entitled to receive, upon request, a letter of incarceration which provides documentation, verification, or proof of the person's confinement in the prison, jail, work release facility, or correctional institution or supervision while on probation and parole.
- **Act 203:** Allows for the reduction of supervision level and fees associated with supervision for certain persons released onto parole by the committee on parole after the completing a certain period of time upon the recommendation of the supervising officer and the approval of the committee on parole on supervision and with the approval of the committee on parole
- **HCR 3:** Authorized and directs the continuation of the Louisiana Commission on Justice System Funding.
- **HR 67:** Continues the Clean Slate Task Force and directs the body to study and evaluate the process and procedure for automatic criminal records-clearing for individual who are eligible for expungement under Louisiana law.

Methodology for the Report

To prepare for this report, DPS&C, with assistance from LCLE and the Crime & Justice Institute (CJI)¹³, developed a comprehensive list of performance metrics to track to assess the impact of the JRI package. Key findings are highlighted in the body of this report, and a full list of the required performance metric data collected by DPS&C can be found in Appendix A.

Data Sources

Unless otherwise stated, each measure is reported from DPS&C's offender management database (Corrections and Justice Unified Network, or CAJUN). Additional data points originate from Probation and Parole's case management database, data tracking conducted by the Board of Pardons and Parole, or from additional data sources within DPS&C (particularly for data related to medical treatment furlough and community reinvestment programs). These sources are noted and cited within the report.

There are some data points requested in Act 261 DPS&C is not able to report, either in part or entirely. The reasons for this are explained in "Barriers to Data Collection" below.

Overview of JRI Metrics Collected by DPS&C

- **Admissions/Intakes:** Who is coming into prison or starting supervision, and for what reason
- **Incarceration/Supervision Snapshot:** Who is currently in prison or on supervision, and for what reason
- **Release/Closures:** Who is leaving prison or ending supervision, and the reason for their departure
- **Sentence Length:** The average sentence length for different categories of prisoners and supervisees
- **Length of Stay:** The average length of prison stays or supervision period for different categories of prisoners and supervisees
- **P&P Sanctions:** Number and type of sanctions issued in response to violations while on supervision
- **Earned Compliance Credits:** How many Earned Compliance Credits are awarded, and to how many people?

¹³ The Crime & Justice Institute (CJI) provides training and technical assistance to states that are implementing Justice Reinvestment legislation. This assistance is funded through the Bureau of Justice Assistance's Justice Reinvestment project and comes at no cost to the state of Louisiana.

Barriers to Data Collection

In some cases, it was not possible to provide certain data in this report for a given performance measure. The reasons for each of these cases are described below:

Recidivism

Recidivism data linked to JRI reforms, while an important metric, will not be included in the first few reports. Recidivism is measured by DPS&C as a return to prison within five years following release.¹⁴

Measurable reductions in recidivism can take several years to achieve and measure. Given that the Justice Reinvestment legislative package went into effect November of 2017, there has not yet been sufficient time to collect or report recidivism-related data as it relates to the Justice Reinvestment legislation. The JRI Annual Report for 2023 will be the first year during which the Department will provide recidivism data linked to the JRI legislation.

Risk Levels

DPS&C is currently finalizing the transition to a new risk assessment tool (Targeted Interventions to Greater Enhance Reentry, or TIGER). As of the end of 2019 (the most recent data available for this report), the TIGER risk assessment tool has not been fully implemented with the incarcerated or supervision population. Due to this, data on risk levels will not be available in this year's report.

However, the Office of Reentry Services, Office of Adult Services and Probation & Parole have worked to implement the TIGER risk assessment at all DPS&C institutions, all regional reentry centers, and all 21 P&P Supervision Districts. Therefore, we expect this information to be included in future reports.

JRI Impact Outside of DPS&C Purview

There are additional impacts of the JRI legislation that cannot be measured with DPS&C data. Specifically, the legislative changes relating to: the suspension of child support payments while an individual is incarcerated; allowing formerly incarcerated individuals to obtain professional licenses they were previously barred from; and, allowing formerly incarcerated individuals access to some public assistance programs they were previously barred from. Measuring the impacts of these changes requires data from additional sources outside the Department, as DPS&C does not have access to data on individuals once they are no longer under correctional control.

¹⁴ Ongoing DPS&C recidivism data can be found in the Department's Annual Statistics Briefing Book, available on the DPS&C website.

Interpreting the Data in this Report

Using Annualized Data

In the previous JRI Annual Reports, the Department reported data points using quarterly totals and averages. As there was limited data available due to the proximity to the passage of the legislation, this allowed readers to evaluate the impact of JRI immediately after its implementation.

However, now that more time has passed and more complete data is available, annual totals are more appropriate for reporting and evaluation purposes. This Annual Report includes annual totals for 2016 (called “baseline” or “pre-JRI” in this report) and 2018 and 2019, the two full complete years post JRI.

The annual totals included this report, are representative of respective calendar year (January to December) unless stated otherwise. In future reports, DPS&C will continue to report annual data this way

Using Baseline Data

As in the previous reports, the “Baseline” used throughout this report refers to either the annual total of 2016 or the snapshot from December 31, 2016 depending upon the subject matter. The DPS&C selected 2016 as the baseline year because that is the last full year of data prior to the passage of the reforms and implementation, which occurred partway through 2017. There are a few instances where the exact definition of “baseline” varies slightly reasons for which are noted and explained in the corresponding sections.

Data Modifications

It is important to note that there may be slight differences in data reported in this year’s report compared to prior JRI annual reports (quarterly and annual totals). This is due to the built in time delay between certain occurrences and the corresponding final outcome. For example, probation revocations procedures must make their way through the court systems for adjudication; therefore, the totals are updated on a rolling basis as each outstanding case is reconciled etc.

Defining “Other” Categories

Additionally, several changes were made to the “Other” categories Annual Report. Rather than one “Other” category, as found in the 2019 JRI Annual Report, this year broken out the various types of “other” categories to provide further detail. Please see the Glossary for full definitions of each “other” category.

It is also important to note, due to the rounding of data, some totals may not correspond with the sum of the separate figures.

What is Baseline Data?

Unless otherwise noted, “baseline” data is an annualized account for the calendar year of 2016 (January – December).

The year 2016 was chosen because that is the last full year of data prior to JRI passage and implementation, which occurred partway through 2017.

JRI Goal: Focus Prison Beds on Those Who Pose a Serious Threat to Public Safety

Several acts from the 2017 JRI legislative package were created by the Louisiana Legislature to reserve prison beds for serious and violent offenders. The Legislature passed legislation that expanded alternatives to incarceration, revises drug penalties to target higher-level drug offenses, raises the felony theft threshold, and provides additional release mechanisms for parole and medical treatment furlough for individuals who pose a low public safety risk.

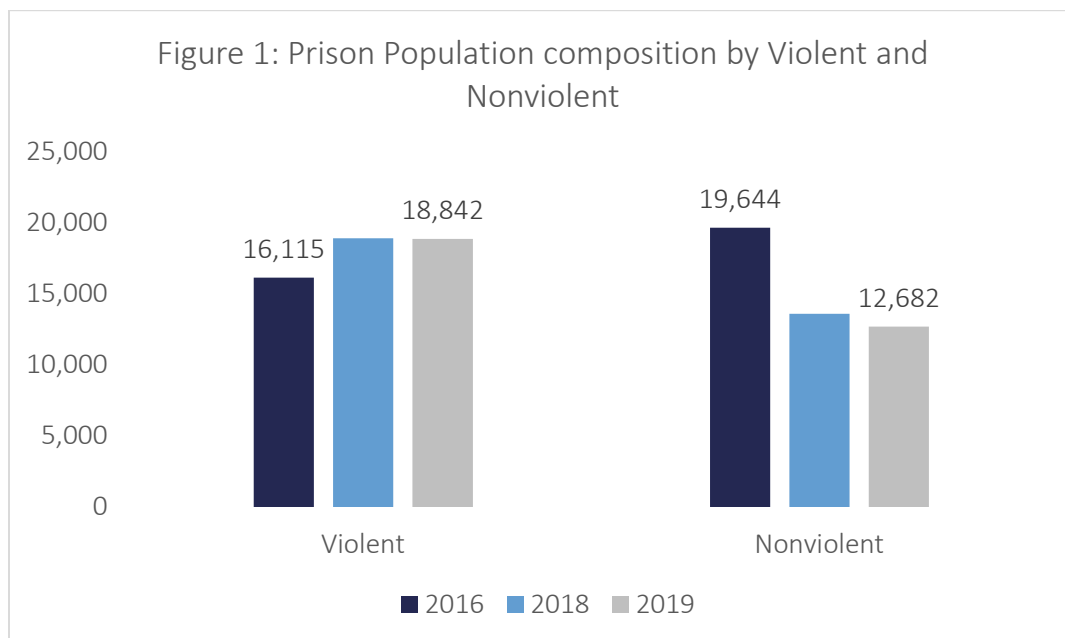
These changes were designed to steer people with less serious offenses away from prison and reduce the length of imprisonment for those who can be safely supervised in the community, focusing Louisiana's prison resources instead on those who pose a serious threat to public safety and are in need of rehabilitative programs.

JRI Goal: Focus Prison Beds on Those Who Pose a Serious Threat to Public Safety

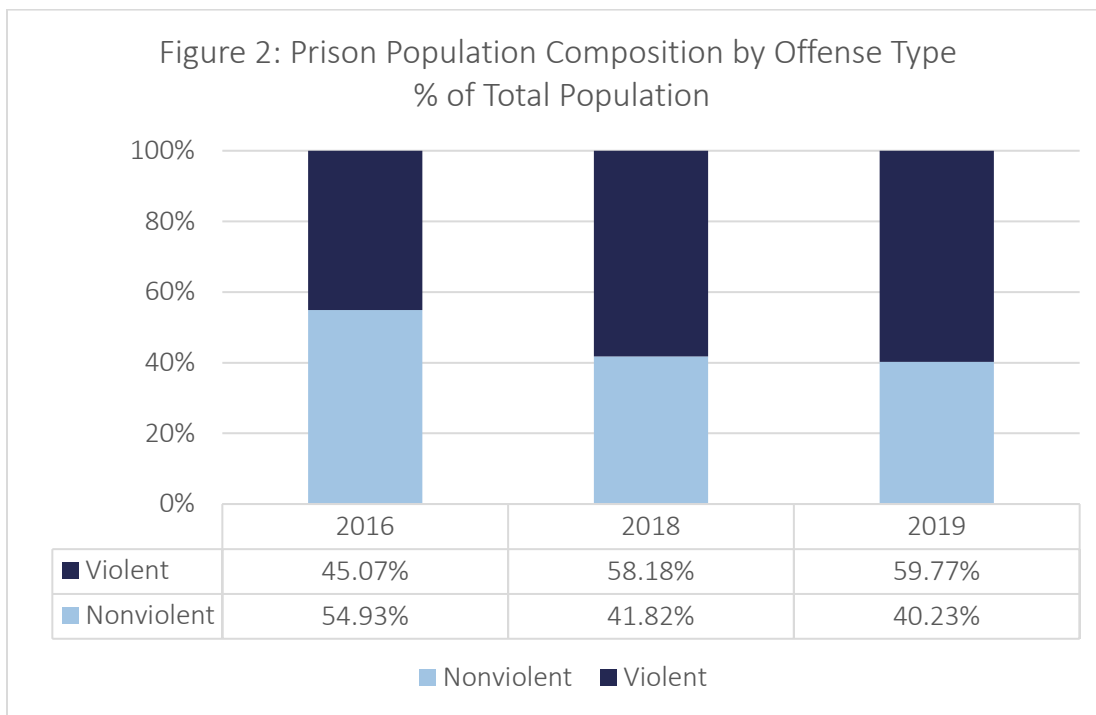
- Reduce use of prison for nonviolent offenses
- Expand alternatives to incarceration
- Revise drug penalties
- Raise felony theft threshold
- Provide additional release mechanisms for individuals who pose a low public safety risk

Accomplishment 1: Reduced use of prison for nonviolent offenses

A December 2019 snapshot of Louisiana's felony population shows Louisiana is on track to meet this goal. While the total number of people in prison in 2019 for violent offenses remained approximately the same (see Figure 1), **the number of people in prison in 2019 for certain nonviolent offenses dropped significantly.** In 2016, there were 19,644 people incarcerated for nonviolent offenses. By the end of 2019, that number dropped to 12,682 people incarcerated for nonviolent offenses, a 35% decrease from baseline (2016).

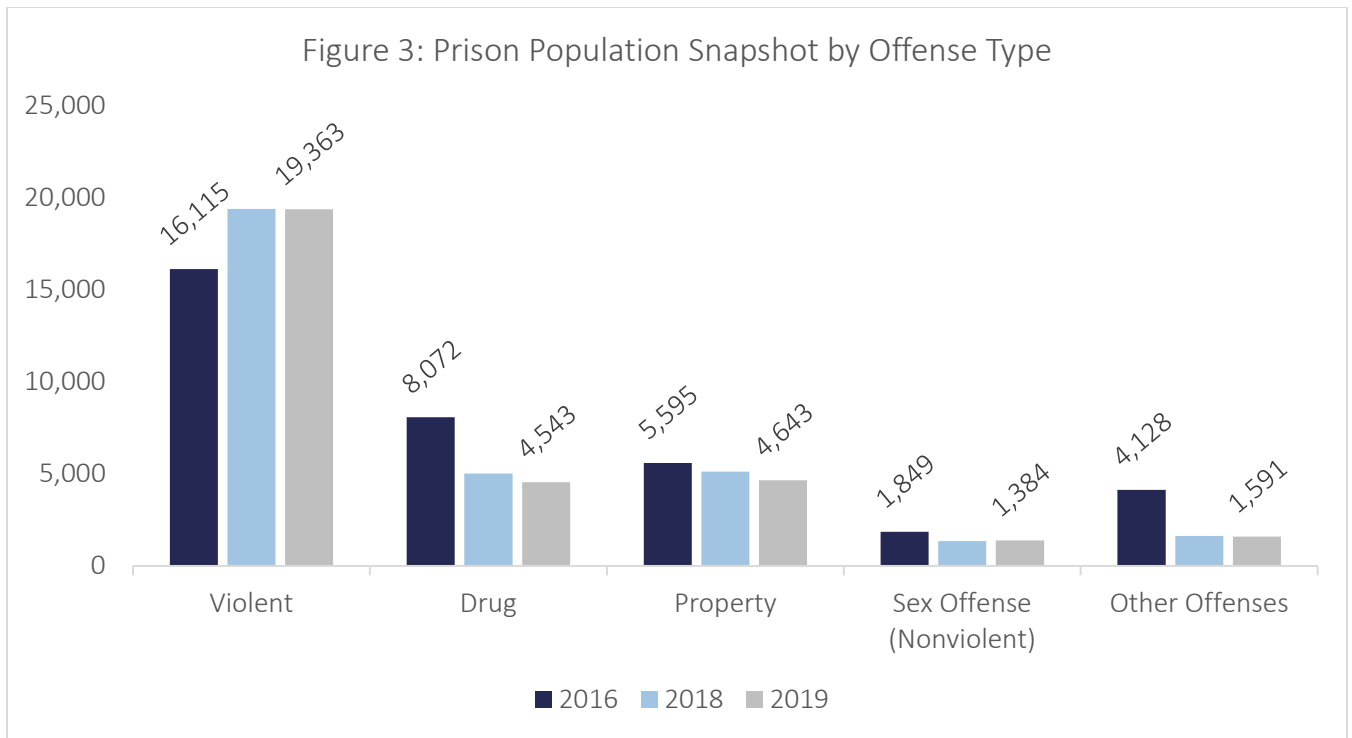


As noted in Figure 2, in 2016, people serving sentences for nonviolent offenses made up more than half of the total prison population (54.93%). By 2019, that percentage decreased to 40.23 % further indicating Louisiana is reserving the use of costly prison space for people convicted of more serious offenses.



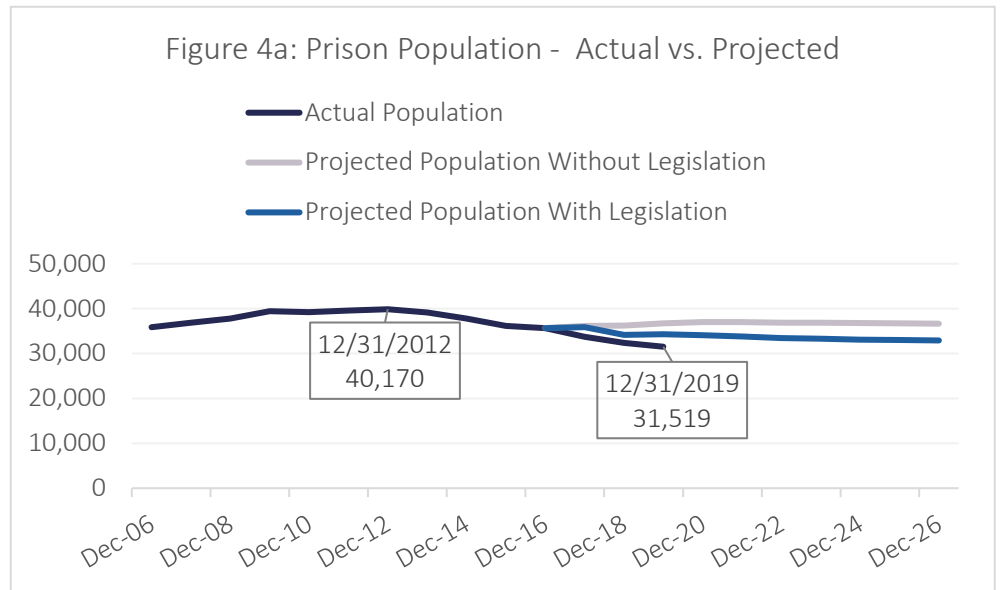
The drop in nonviolent offenses is largely driven by the decrease of people in prison for drug or property offenses. In a breakdown by offense type, the makeup of those in prison for drug and property offenses decreased from baseline to 2019 by 43% and 17% respectively (See Figure 3). In 2016, there were over 8,000 people in Louisiana’s prisons for drug offenses and 5,595 for property offenses. In 2019, that number dropped to 4,543 people in Louisiana’s prisons for drug offenses and 4,643 for property offenses.¹⁵

¹⁵. Offense type is determined based on the offense for which the person was convicted, or, if they were convicted of more than one offense, the offense for which they were given the longest sentence.



Accomplishment 2: Reduction in Total Prison Population

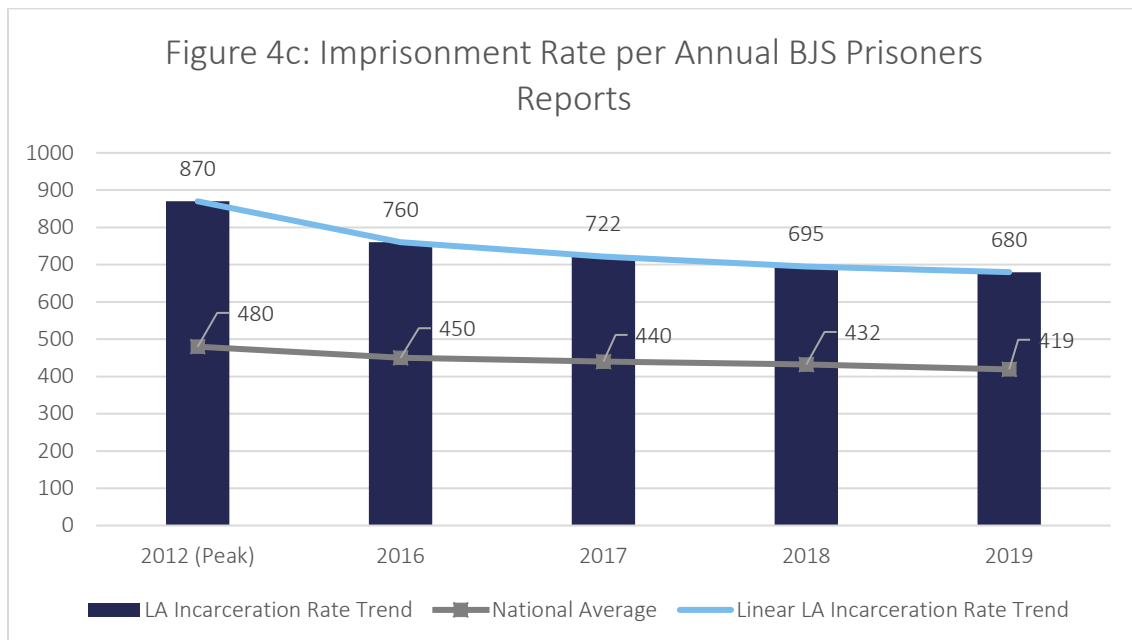
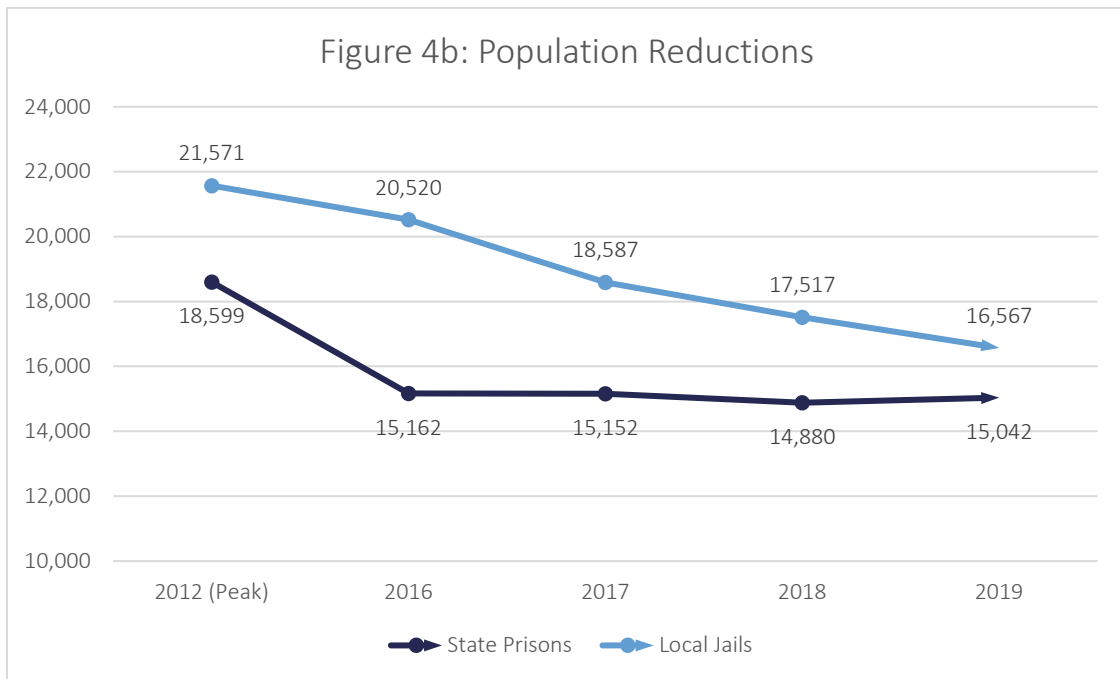
In 2012, Louisiana’s total prison population peaked at 40,170¹⁶. In 2016, Pew anticipated that without the passage of additional reforms the recent downward trends in the population would stabilize and eventually level off. In 2019, two years after the passage of the 2017 reforms, total population has fallen from a peak of 40,170 to individuals at the end of 2019. This is a 21%



reduction from the peak in 2012 and an 11% reduction from the total population in June 2017 of 35,582 just prior to the enactment of the 2017 reforms. If Louisiana had not enacted reforms in 2017, Pew projected that the state population would level off at approximately 37,000. Furthermore, Pew projected that if Louisiana did enact comprehensive reforms in 2017, the state prison population would decline to approximately 34,500. As of December 2019, Louisiana again exceeded Pews Projections, noting a total

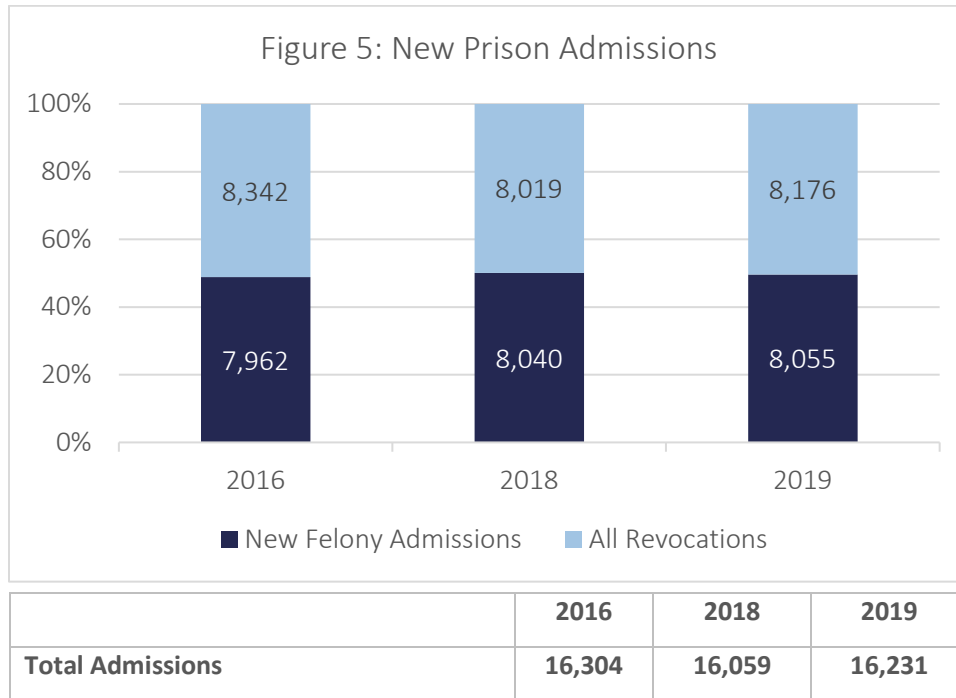
¹⁶ Prison population statistics as noted in this section can be found in the DPS&C’s Briefing Book—Population Trends (<https://doc.louisiana.gov/about-the-dpsc/annual-statistics/>)

prison population of 31,500 (See Figures 4a and 4b). Furthermore, Louisiana’s Imprisonment rate has declined from its peak of 870 in 2012 to 680 at the end of 2019 (See figure 4c).



Accomplishment 3: Decrease in Total Admissions into Prison

When compared to the 2016 baseline, total prison admissions in 2019 decreased slightly, from 16,304 in 2016 to 16,231 in 2019 (Figure 5). Historically, one of main categories of types of admissions into the state’s prison population has been from revocations to probation or parole supervision. Admissions for full revocations decreased from 8,342 in 2016 to 8,176 in 2019 while admissions for new felony offenses increased slightly from 7,962 to 8,055.

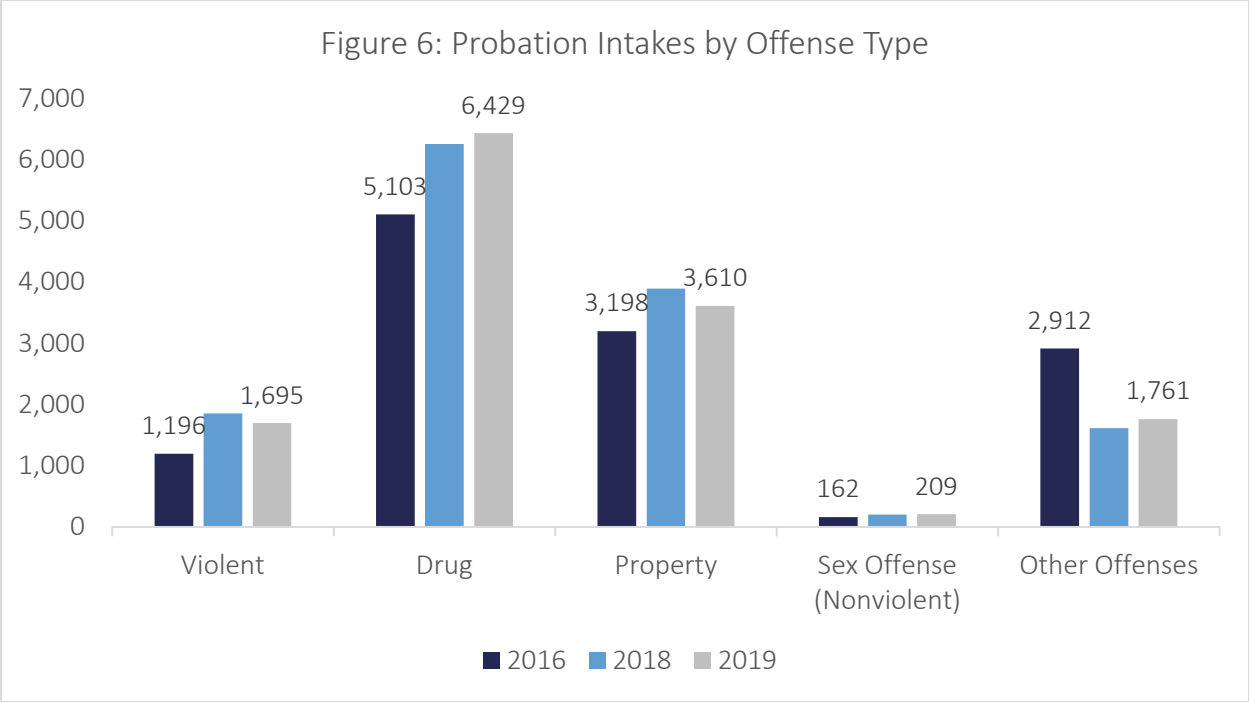


Accomplishment 4: Increasing use of Imprisonment Alternatives

Act 281 of the 2017 Legislative session expanded the probation eligibility criteria for those convicted of less serious offenses, meaning more individuals are now eligible to be placed on probation instead of being sentenced to incarceration.

Total probation intakes increased by 9% from baseline to 2019.¹⁷ The reforms were designed with a goal of giving judges the discretion to divert more people onto probation instead of incarceration, so this increase is to be expected (See Figure 6).

¹⁷ Community supervision (probation/parole) intakes, broken down by intake type can be found in Appendix A of this report.



	2016	2018	2019
Total Probation Intakes	12,571	13,808	13,704

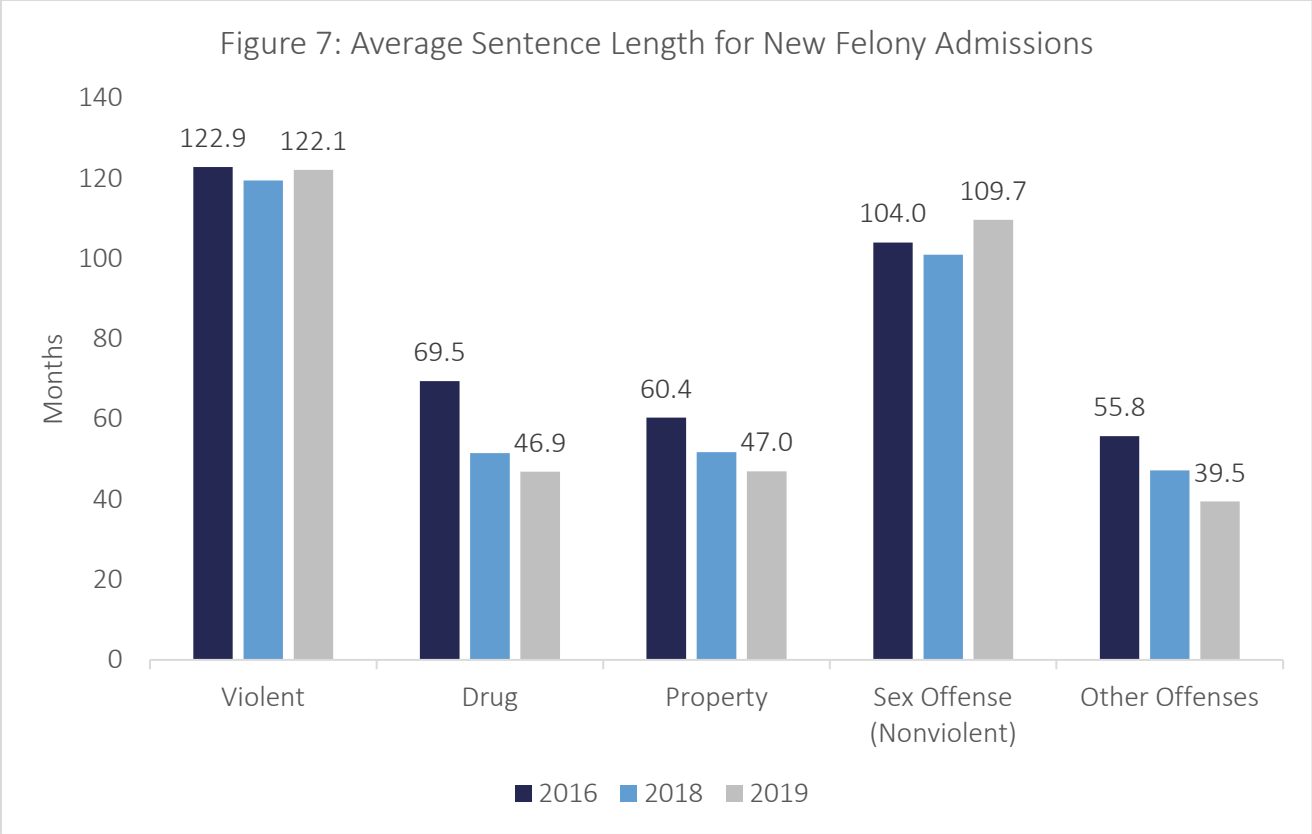
Accomplishment 5: Decreased sentence length for nonviolent offenses

Act 281 made a number of changes to Louisiana’s sentencing laws, including reducing the minimum and maximum sentences for certain crimes, tailoring drug offense sentences according to weight, raising the felony theft threshold, and eliminating specialty property crimes.¹⁸

The overall average sentence length at admission¹⁹ decreased from 80.2 months to 67.5 months by 2019 (15.8% decrease from 2016). Drug offense sentence lengths saw the largest decrease by the end of 2019 with a drop of 32%, followed by property offense sentence lengths, which dropped by 22% (see Figure 7).

¹⁸ “Specialty property crimes” eliminated by Act 281 include crimes that are duplicative of other theft, property damage, and burglary offenses.

¹⁹ New Felony Admissions



Accomplishment 6: Reduced use of habitual offender penalties

Act 280 made changes to better tailor habitual offender penalties to the severity of the crime. The bill reduced the mandatory minimum sentences for most second and third offenses, eliminated the possibility of life sentences on fourth convictions when the current and previous convictions were all nonviolent, differentiated cleansing periods according to whether the prior offense was violent or nonviolent, and allowed judicial discretion to depart from constitutionally excessive sentences.²⁰

In 2016, 466 people were sentenced under the habitual offender statute and in 2019 that number decreased by 58.3% to a total of 195 under the habitual offender statute (see figure 8).

Figure 8 Admissions – Habitual Offenders			
Measure	2016	2018	2019
# of Habitual Offender Sentences	466	146	195
Average Sentence Length	10.4	14.6	15.4
Average Sentence Length for Habitual Offenders (months)	124.8	175.1	184.6

²⁰ A “cleansing period” is the time which an individual must wait after their offense before they may request the offense be expunged (or removed) from their criminal record.

The decline in the number of habitual offenders began even before the Justice Reinvestment legislation was passed. Likely, this drop is a result of either changing prosecutorial practices or other factors outside of the Justice Reinvestment legislation as well as the changes made in 2017 which reduced the scope of the habitual offender statutes. In addition, with less people being sentenced under the habitual offender statute, they are being sentenced for longer periods of time, from 10.4 years in 2016 to 15.4 years in 2019.

Accomplishment 7: Increase in Discretionary Parole releases

Another factor that impacts prison population is releases. Through the JRI reforms, the Legislature adopted a number of policies to increase opportunities for release through parole and sentence credits.

The JRI legislation increased the rate at which people who are serving for a non-violent conviction earn diminution of sentence “goodtime” towards their goodtime parole supervision date. This change applied retroactively to people in prison which resulted in a spike in releases in late 2017 releases of those convicted of nonviolent offenses.²¹ As noted in the previous report, this spike is likely due to the retroactive nature of some of the policies. So it was expected that, as seen in the drug and property categories in Figure 7, after spiking, the number of releases stabilized again as these changes in good time earning rate impact newly sentenced people and their release dates are pre-calculated/projected at the point of intake. Furthermore, also created more opportunities for eligibility for discretionary parole by the Parole Board which will continue to impact total releases at a more conservative rate. This expansion of eligibility for discretionary parole included persons convicted of a 3rd or subsequent non-violent offense and sentenced under the habitual offender statute as well as a small group of persons convicted of violent offenses in the mid-1970s.

Measure	2016	2018	2019
Violent	84	104	119
Drug	123	224	285
Property	81	147	191
Sex Offense (Nonviolent)	9	5	13
Other Offenses	26	11	18
Total Discretionary Parole Releases	323	491	626

In 2016 the Parole board released 323 persons onto parole supervision and in 2019 this number increased by 93% to 626 persons (See figure 9). Eligibility for parole consideration does not guarantee release. The parole board makes a determination based upon a person’s risk/needs score, disciplinary history and programming completion when determining whether or not to grant a person release onto parole.

²¹ 2017 Quarter 4 data includes offenders who became eligible for release on or immediately after November 1, 2017; due to the effective dates and retroactive nature of some of the JRI reforms.

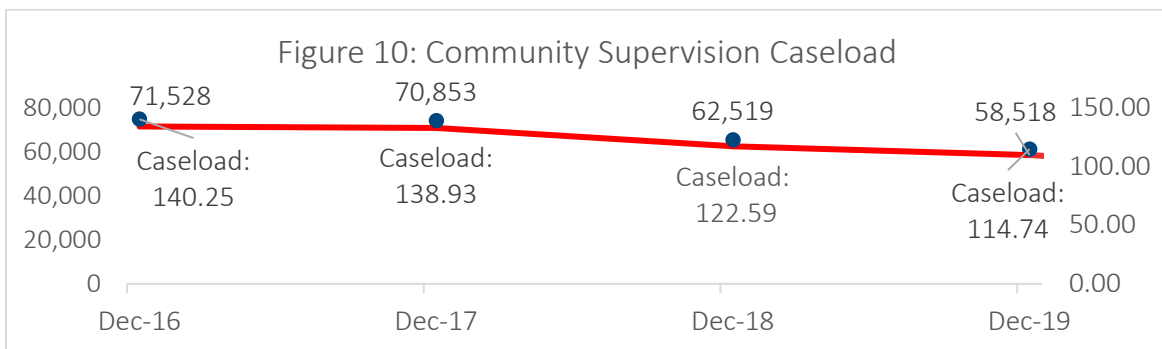
JRI Goal: Strengthen Community Supervision

The second JRI goal was to strengthen community supervision. Community supervision is a form of correctional control within the community and includes both probation and parole. The Justice Reinvestment Task Force found that probation and parole practices in Louisiana could be better aligned with the principles research has demonstrated to be strongly associated with reduced recidivism, including:

- Focusing resources on those most likely to offend;
- Increasing the use of incentives to encourage positive behavior; and
- Responding to violations with swift, certain, and proportional sanctions.

Act 280 made changes to Louisiana’s system of probation and parole supervision by reducing maximum probation term lengths, expanding eligibility for “swift and certain” administrative sanctions, limiting the use of jail to respond to technical violations of supervision, and implementing incentives for individuals on supervision to encourage positive behavior. The goal of these changes was to strengthen community supervision by reducing caseloads, freeing up resources to allow officers to focus on individuals at a higher risk of recidivating, and adopting evidence-based practices designed to address violations in a swift and certain manner.

Accomplishment 8: Focusing resources on those most likely to reoffend

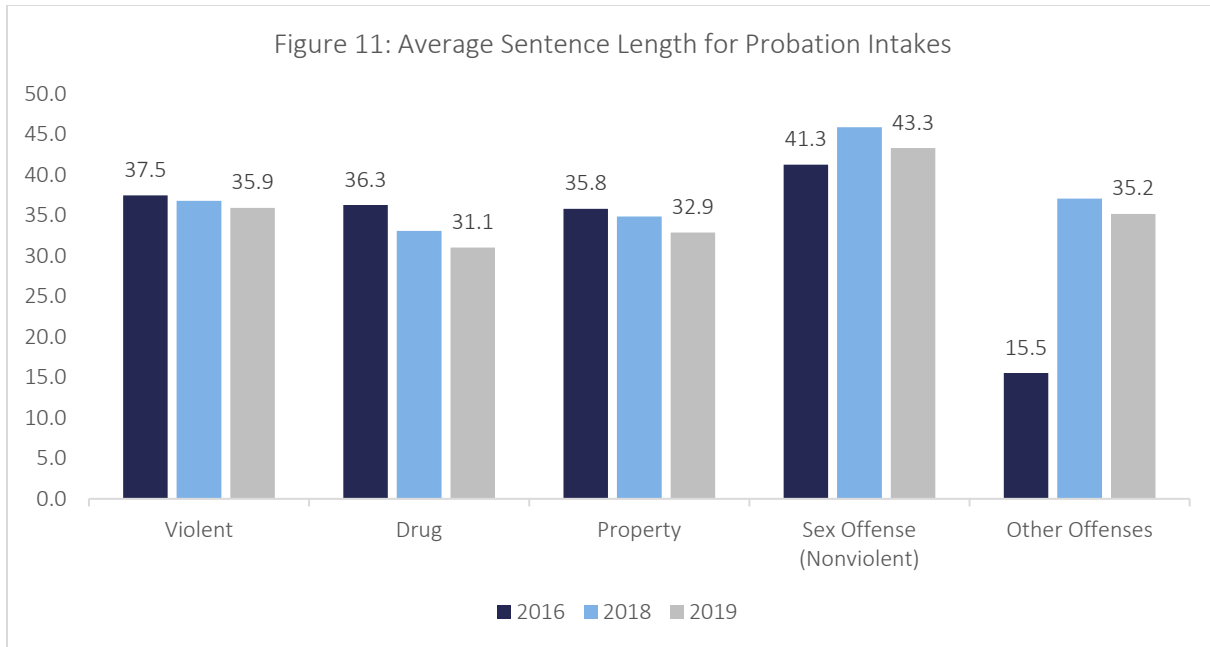


Since implementation of Act 280 began, the Division of Probation and Parole has seen a **steady decline (18.2% decrease) in the average allocated caseload size, from 140.25 in December 2016 to 114.7 by the end of 2019** (Figure 10). Average allocated caseload is the number of supervision cases per allocated P&P officer position, regardless of whether the position is currently filled.

Because of the decrease in the average caseload, officers are able to focus on the cases who are at the highest risk of failing, which, when combined with better supervision practices, has been shown to reduce recidivism.

Act 280 also focuses probation and parole officers’ efforts on the period when an individual first is placed on supervision, the time people are most likely to fail, by reducing the maximum probation term for nonviolent crimes from five years to three. After this change, the initial average probation term length for drug offenses decreased by 14.4% from 36.3 months in 2016 to 31.1 months in 2019, followed by property offenses which decreased by 8.2% from 35.8 months to 32.9 months.²²

²² Average probation sentence length, broken down by offense type can be found in Appendix A of this report.



Accomplishment 9: Increasing the use of incentives to encourage positive behavior

Act 280 created opportunities for individuals on community supervision for a non-violent offense to earn their way off supervision faster by establishing a system of earned compliance credits (ECCs).

ECCs provide an incentive for probationers and parolees to meet their supervision conditions. Those on supervision for nonviolent offenses can earn 30 days off their supervision term for every full calendar month they are in compliance with their supervision conditions.

The Division of Probation and Parole created a Performance Incentive Grid to guide officer responses to the behavior

of those under their supervision. The Grid was created to help officers determine how severe a behavior is and how to respond to the behavior. Those on supervision who do not receive a sanction for a Level 2, Level 3, or Level 4 violation earn 30 days of ECCs for that month. For people on probation supervision, ECCs are awarded contingent upon judicial approval.²⁴ Figure 12 provides examples of the types and

Figure 12: Examples of Violation Behaviors²³

Level 1 No ECC Loss	Level 2 Automatic ECC Loss	Level 3 Automatic ECC Loss	Level 4 Automatic ECC Loss
Failure to report as instructed	Three or more level 1 violations	Three or more level 2 violations	Three or more level 3 violations
Travel without permission	2 nd positive drug or alcohol use or admission	Falsifying drug test	Intimidation of victims
1 st positive drug or alcohol use or admission	Misdemeanor activity (nonviolent)	Misdemeanor activity (serious/violent)	All felony activity

²³ DPS&C probation and parole officers use a “Performance Grid” that categorizes violation behaviors by seriousness (Level 1, 2, 3 or 4) and gives officers guidance on appropriate responses. This table includes examples of violation behaviors at each level from the Performance Grid.

²⁴ See 2018 Legislative Actions Related to Justice Reinvestment, Act 668.

severity of different violations. Level 2, Level 3, and Level 4 violations result in the individual not earning ECC that month.

The majority of the Division of Probation and Parole’s clients are eligible to earn ECCs under the law. This has remained fairly constant from 2018 to 2019, with 73.9% and 72.1% clients eligible respectively. (See Figure 13).²⁵

In 2018, the Legislature modified the rules for earning ECCs specific to probation supervision requiring that judicial approval for ECC awards to persons on probation supervision where as previously the award of such credits were approved by Probation and Parole, an approval process which remains in place ECC awards to persons on parole supervision. Additionally, in August 2019, the Division of Probation and Parole modified the ECC forfeit process for all persons on supervision, and removed the requirement that a person consent to an ECC forfeiture. In 2019, there was an increase in the total number of individuals who did not earn ECC’s and in the total months where no ECC credits were awarded than that of 2018 (see Figure 14). This increase is most likely due to the changes made to awards approval process for probation which now hinges on judicial discretion and can vary across jurisdictions as well as the removal of the consent requirement for ECC forfeitures.

Figure 13: Probation and Parole Earned Compliance Credits Eligibility – Eligible Population

Measure	Baseline 2016 ²⁶	2018	2019
Probation	N/A	25,237	23,655
Good Time Parole	N/A	22,040	19,707
Discretionary Parole	N/A	1,081	1,168
Other Supervision Types	N/A	51	48
Total ECC Eligible	N/A	48,409	44,578
Percentage of People Eligible to Earn Credits	N/A	73.9%	72.1%

Figure 14: Probation and Parole Earned Compliance Credits (Not Earned)

Measure	2018	2019
Number of Individuals Who Did Not Earn Compliance Credits	5,451	8,769
Months of Compliance Credits Not Earned	11,133	28,118

Accomplishment 10: Responding to violations with swift, certain, and proportional sanctions

Another goal of the JRI legislation was to increase the use of “swift and certain” administrative sanctions when responding to the technical violations of people on supervision for nonviolent offenses, and to limit

²⁵ Eligibility for Earned Compliance Credits is based on the client’s offense, if they are on home incarceration or a part of a specialty court program, as well additional factors.

²⁶ The Earned Compliance Credits system were not created until November 2017.

the length of jail sanctions when they are used.²⁷ This goal was created in compliance with a body of research that shows sanctions are most effective at reducing recidivism and changing behavior when they are swift, certain, and proportional to the behavior. To accomplish this goal, Act 280 establishes a greater range of swift, certain, and proportional sanctions for supervision violations.

If an individual convicted of a nonviolent, non-sex offense violates the conditions of their supervision, there are a range of sanction options their supervising officer may use, depending on the type and severity of the violation and how many previous violations they had committed (see Figure 15).²⁸

Figure 15: Sanction Options for People on Supervision for a Nonviolent or Non-Sex Offense²⁹

Sanction Type	Description	When Available	Who Issues Sanction
Administrative Non-Jail Sanction	Including but not limited to: curfew, increase reporting, report to a day reporting center	In response to technical violation	Probation & Parole officers
Administrative Jail Sanction	Serve up to 10 days in jail	Higher level technical violations	Probation & Parole officers
Technical Revocation Jail Sanction³⁰	Serve up to 15/30/45 days in jail for 1 st / 2 nd / 3 rd & subsequent revocation	Higher level technical violations	Court/Parole Board
Custodial Treatment	Remain in custodial treatment for up to 90 days	For individuals ordered to participate in custodial treatment program	Court/Parole Board
Full Revocation to Prison	Serve the remainder of your supervision sentence in DPS&C custody	Non-technical violations	Court/Parole Board

Since the implementation of JRI, the number of administrative jail sanctions officers have used has continued to drop. In 2019, P&P officers imposed 42.6% fewer administrative jail sanctions than in 2016; however, the average days imposed increased slightly from 4.7 days to 5.5 days. This is likely driven by a large drop in the number of administrative jail sanctions used to respond to Level 1 violations, a result of Act 280's limits on the use of jail sanctions and the creation of ECC's/ forfeiture of earned compliance credits as a possible sanction.

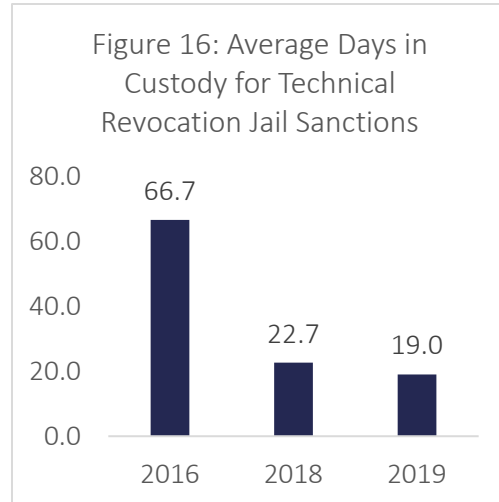
²⁷ A "technical violation" of probation or parole is when an individual on supervision is determined by the Probation or Parole Officer to not be following the conditions of their supervision. Technical violations are not a conviction for a new crime, and generally do not result in new charges. Examples of a technical violation include: failing to report for a scheduled office visit; missing a curfew; testing positive for a drug or alcohol screen; or changing residence without permission.

²⁸ For individuals convicted of a violent or sex offense, the law remains unchanged: the parole board has given parole officers authorization to use administrative sanctions when appropriate, while judges retain their discretion to authorize probation officers to impose administrative sanctions on a case by case basis

²⁹ Reflects individuals on supervision for a nonviolent, non-sex offense

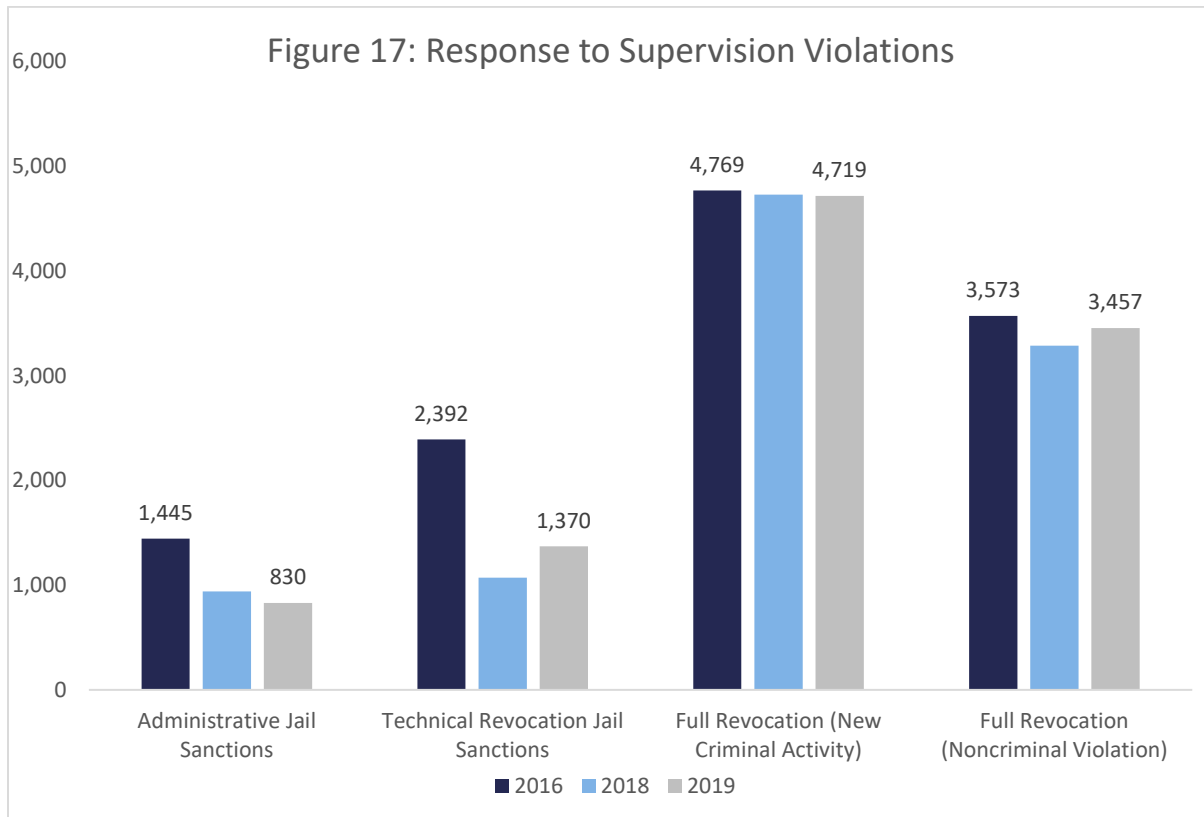
³⁰ Previously referred to as an Act 299/Act 402 sanction. This differs from a full revocation as, on a technical revocation, the offender remains on supervision status while serving the jail sanction.

Prior to JRI, jail sanctions for technical violations (“intermediate jail sanctions”) were capped at 90 days for the first sanction, and at 120 and 180 days for a second or subsequent sanction, respectively.³¹ Act 280 of 2017 authorized an unlimited number of jail sanctions for technical violations (meaning a person could not be fully revoked for these violation regardless of number of time), and also capped the length of the jail stay at 15 days, 30 days, and 45 days for the first, second, and subsequent violations. As a result of these changes, the average number of days spent in custody decreased substantially from 67 days to 19 days in 2019. (See figure 16).



During the 2018 legislative session, and at the request of the District Attorneys, Judges, and Division of Probation and Parole, these provisions were modified to allow for the possibility of a full revocation after 4th and subsequent technical violations. The purpose of this change was to ensure that the intended effectiveness of intermediate sanctions for technical violations but also still allow for stronger measures if such behavior continued to occur.

In addition, the number of full revocations across probation and parole for non-criminal violations of supervision also decreased by 2.2%. As also seen in Figure 17, full revocations were used most often for new criminal activity.



³¹ 120 and 180-day jail sanction was available on to people on parole

JRI Goal: Reinvest a Substantial Portion of the Savings

The final goal of the Justice Reinvestment legislation was to reinvest a substantial portion of any savings resulting from the changes into alternatives to prison, measures to reduce recidivism, and support for victims of crime. Act 261 of the 2017 Louisiana Legislative Session requires that DPS&C calculate savings realized as the result of the reforms each year and that 70% of the savings be reinvested into various areas, with the remaining 30% returned to state's general fund each year.


The annual savings are calculated by multiplying the respective Fiscal Year (FY) population reduction (difference between the total population at the beginning of the fiscal year and that of the end of the fiscal year) multiplied by the daily per diem (\$25.39) to house an offender at the local level multiplied by 365 days.³² The cost to house an offender at the local level is used to quantify savings as state prisons are always kept at full capacity. Any reduction in the total state offender population results in state less offenders housed in local jails.

Distribution of Reinvestment Dollars

Act 261 directs seventy percent the annual savings realized to be reinvested into the following four categories:

1. **State General Fund:** A portion of the annual savings is returned to the State's General Fund.
2. **Victims' Services:** Grants for victims' services, treatment, and transitional housing as well as victim-focused training for justice system professionals;
3. **Community Investments:** Incentive grants to parishes, judicial districts, and nonprofit community partner organizations to expand evidence-backed prison alternatives;
4. **DPS&C Strategic Investments:** Targeted investments in community supervision and recidivism reduction programming in prisons, jails, and work release facilities; and
5. **Office of Juvenile Justice (OJJ) Strategic Investments:** Juvenile justice initiatives and programs; *(applies to year 2 savings and subsequent years)*

Figure 18: Distribution of Total Reinvestment Dollars



³² The daily per diem rate of \$25.39 increased to \$26.39 as of July 2021.

Year 1 Savings/Reinvestment Recap:

Savings from FY2018 and Reinvestment of Savings in FY19

In the first year, the total savings generated was \$12,203,000. This is more than double the original projected savings of \$6.1 million. Thirty percent of the savings were returned to the state general fund (\$3,660,900) and 70% of the savings were allocated by the Department according to Subsection B of R.S. 15:827.3 (\$8,542,100). Seventy percent of the savings are further subdivided as indicated below:

Figure 19: Total FY2018 Fiscal Savings		
Total FY2018 Fiscal Savings	\$12,203,000	
30% Returned to State General Fund	\$3,660,900	
70% Reinvestment Funds	\$8,542,100	
20% Victims' Services	\$1,708,420	Allocated to the Louisiana Commission on Law Enforcement and the Administration of Criminal Justice (LCLE) to award competitive grants for victim services. (see page 31)
30% Community Investments	\$2,542,100	Allocated to DPS&C to award incentive grants to parishes, judicial districts, and nonprofit community partner organizations to expand evidence-backed prison alternatives and reduce admissions to the state prison system. (see page 31)
50% DPS&C Strategic Reinvestment	\$4,271,050	Allocated to the DPS&C for targeted investments in reentry services, community supervision, educational and vocational programming, transitional work programs, and contracts with parish jails and other local facilities that house state offenders to incentivize expansion of recidivism reduction programming and treatment services. (see pages 31- 32).

The categories below recap the year 1 savings reinvestment. For more in depth information see the 2019 report on [DPS&C's website](#).

Victim Services

In its first year, \$1,708,420 was allocated to the Louisiana Commission on Law Enforcement (LCLE) for victim services. Year one allocations include funds awarded for the creation of a Family Justice Center in East Baton Rouge Parish, pre-parole investigations software for crime victim location, and direct reparations for victims of crime.

Community Investments:

Community Incentive Grants

A total of \$2,511,823 (annually for 3 years) was allocated to DPS&C to award incentive grants to parishes, judicial districts, and nonprofit community partner organizations to expand evidence-backed prison alternatives and reduce admissions to the state prison system. In order to make a significant impact with the first year savings, DPS&C elected to focus the savings to the five parishes that account for 40% of the state's incarcerated population: Orleans, Jefferson, East Baton Rouge, Caddo, and St. Tammany. DPS&C awarded funds to organizations that deliver programs and services in these five parishes that are designed to:

1. Reduce prison admissions by expanding alternatives to prison such as pretrial intervention and/or diversion programs;
2. Reduce returns to prison by improving and expanding community reentry resources such as: employment and employment readiness, transportation, behavioral health care (mental health and substance use treatment), family reunification, housing, education and/or vocational training, mentoring and peer support, and other wraparound services; and
3. Improve community coordination of reentry resources.

Description of the Community Incentive Grant Services

While the types of services and target populations vary by community organization, each organization supports individuals who are currently incarcerated, and are about to release from DPS&C custody, or who have just been released from DPS&C custody. Community organizations generally provide intensive case management to evaluate each participant's needs, pre- and post-release. In addition to reentry services, some community organizations also support and pretrial intervention programs.

Once an individual is released, community organizations provide or refer individuals to a variety of services, including but not limited to: education programs, family reunification services, housing placement; employment placement; mentoring, job readiness training, civil legal services, transportation access, and/or vocational training. They also connect individuals to physical health, mental health and substance abuse treatment resources in their community.

Community Incentive Grant Services

- Case Management
- Job Training & Employment Placement
- Housing Placement
- Direct Financial Assistance
- Transportation Access
- Legal Services
- Family Reunification
- Social Service Enrollment
- Mental Health, Substance Abuse Treatment Referrals

Community organizations also ensure that all individuals have access to legal documentation, and can enroll individuals in social service benefits for which they qualify.

DPS&C Strategic Investments:

The remaining Year 1 savings was allocated to the DPS&C for targeted investments in reentry services, community supervision, educational and vocational programming, transitional work programs, and contracts with parish jails and other local facilities that house state offenders to incentivize expansion of recidivism reduction programming and treatment services. As previously stated in the Community funding section and in order to make a significant impact with the first year savings DPS&C elected to focus the savings to the five parishes that account for 40% of the state's incarcerated population: Orleans, Jefferson, East Baton Rouge, Caddo, and St. Tammany. This strategic investment plan included the creation of several new reentry facilities (Plaquemines, St. Tammany, and East Baton Rouge Parishes) and additional Day Reporting Centers which offer alternatives to revocation for those on community supervision.

Year 2 Savings/ Reinvestment:

Savings from FY2019 and Reinvestment in FY2020

The total savings generated in year two was \$17,800,333. In accordance with R.S. 15:827.3, thirty percent of the savings was returned to the state general fund (\$5,340,100), and 20% was allocated the Office of Juvenile Justice (\$3,560,067). The remaining 50% (\$8,900,167) was allocated to Crime Victims Services, Community Investments, and DPS&C Strategic Investments as shown below:

Figure 20: Total FY2019 Fiscal Savings		
Total FY2019 Fiscal Savings	\$17,800,333	
30% Returned to State General Fund	\$5,340,100	
20% Juvenile Justice Initiatives	\$3,560,067	Allocated to the Office of Juvenile Justice (OJJ) for juvenile justice initiatives and programs. (see page 34).
50% Reinvestment Funds	\$8,900,167	
20% Victims' Services	\$1,708,033	Allocated to the Louisiana Commission on Law Enforcement and the Administration of Criminal Justice (LCLE) to award competitive grants for victim services. (see pages 36-38).
30% Community Investments	\$2,670,050	Allocated to DPS&C to award incentive grants to parishes, judicial districts, and nonprofit community partner organizations to expand evidence-backed prison alternatives and reduce admissions to the state prison system. (see pages 39-41).
50% DPS&C Strategic Reinvestment	\$4,450,083	Allocated to the DPS&C for targeted investments in reentry services, community supervision, educational and vocational programming, transitional work programs, and contracts with parish jails and other local facilities that house state offenders to incentivize expansion of recidivism reduction programming and treatment services. (see pages 42-47).

Juvenile Justice Programs (\$3,560,067)³³

The Justice Reinvestment (JRI) Legislation of 2017, requires that portion of the savings generated in FY2019 and years thereafter) be allocated to the Office of Juvenile Justice (OJJ) for juvenile justice initiatives and program in FY2020. A total of \$3,560,067 was allocated to the Office of Juvenile Justice in August 2019 and were allocated by OJJ as listed in the sections below.

Diversion Programs-

Diversion programs offer juvenile court judges community based alternatives to formal adjudication into juvenile detention system. These programs implement research informed, evidence-based or promising practice programs divert youth arrested for certain offenses into programming to address the behavior as an alternative detention OJJ selected 14 diversion programs to receive reinvestment funds. These 14 diversion programs are facilitated by judicial districts, community based providers, as well as Cities and City Marshall's Offices. The complete list can be found in Appendix D.

Figure 21: OJJ Diversion Programs Funded Via JRI Savings			
Region	Central/SW	North	Southeast
Parishes Served	St. Martin, Iberia, St. Mary, Rapides, Avoyelles, St. Landry, Concordia, Grant	Caddo, Bossier, Ouachita, Morehouse, Lincoln, Richland	East Baton Rouge, Orleans, Ascension, Assumption, Lafourche, St. Charles, St. James, St. John the Baptist, Terrebonne

Alternatives to Detention

Alternatives to Detention programs provide community-based alternatives to pre-adjudication detention. Specifically these programs offer support for youth, who would normally be placed in detention pending adjudication and disposition, by providing services designed to maintain family and residential connections. ATD Programs include services such as supervised release programs, court notification programs, and other community-based monitoring and accountability. OJJ opted to provide funds to 13 alternatives to detention programs which are facilitated by judicial districts, community based providers, as well as Cities and Parish Police Juries. A complete list of these ATD programs can be found in Appendix D.

Figure 22: OJJ Diversion Programs Funded Via JRI Savings			
Region	Central/SW	North	Southeast
Parishes Served	St. Martin, Iberia, St. Mary, Rapides, Avoyelles, St. Landry, Calcasieu	Caddo, Ouachita, Morehouse, Lincoln, Richland	East Baton Rouge, Washington, Tangipahoa, Livingston, Lafourche, St. Charles, St. Helena, St. Tammany

³³ Information noted in this section was provided by the Office of Juvenile Justice (OJJ). Please contact OJJ for additional information regarding the allocation and implementation of JRI funded programs.

Victim Services (\$3,488,453)³⁴

As a part of the Justice Reinvestment (JRI) Legislation of 2017, a portion of the savings attributable to criminal justice reform have been allocated to the Louisiana Commission on Law Enforcement and the Administration of Criminal Justice (LCLE) to award competitive grants for victim services including, but not limited to, victim safety assessments and safety planning, trauma-informed treatment and services for victims and survivors, shelters and transitional housing for domestic violence victims and their children, batterers' intervention programming, and victim-focused education and training for justice system professionals.

LCLE allocated the first year and second year of JRI savings towards a couple projects with reoccurring expenses. The total savings from FY2018 and FY2019 that have been allocated to LCLE for these projects amount to **\$3,488,453**.

Capital Area Family Justice Center (East Baton Rouge)

The Family Justice Center (FJC) will empower victims of family violence with resources necessary to maintain safety and stability to themselves and their families. The FJC will increase the safety level of victims of violence and prevent families from continual abuse and the negative effects that domestic violence has on families. The FJC will collaborate with the community partners and agencies working together to provide a safe and welcoming environment for the victims and survivors of domestic violence, sexual assault, dating violence, and stalking. Partnering agencies will be advocacy services, children and youth services, counseling services, and other various services organizations



By early 2020, the members of the Capital Area Family Justice Center (CAFJC) Board hired an executive director, and selected a preliminary site for the center. Based on the recommendation of Onsite Design architectural firm, CAFJC Board located a new site for the center, and work has begun to make it ready for move in. The Capital Area Family Justice Center will be able to move into this building immediately. To date, progress toward getting the CAFJC ready to open has included:

- Working with stakeholders and potential program partners to identify needs.
- Working with other Family Justice Centers to identify best practices.
- Securing an alternate building and negotiating a new lease agreement.
- Working with architectural firm to begin identifying renovation needs.
- Developing an organizational budget.
- Identifying staffing needs.
- Preparing job descriptions.
- Recruiting CAFJC staff.
- Developing a logo, branding guidelines, and marketing materials.
- Establishing website and social media presence.

³⁴ Information noted in this section was provided by the Louisiana Commission on Law Enforcement and the Administration of Criminal Justice (LCLE). Contact LCLE for additional information regarding the allocation and implementation of JRI funded programs.

- Engaging professional services partners for accounting, payroll, and operations support.
- Documented cases of domestic and dating violence here in the capital area along with existing data from other Family Justice Center's in Louisiana

The CAFJC will be located within the Family and Youth Service Center on Government Street in Baton Rouge. The Center plans to open to the public in Fall 2020.

Crime Victims Reparations Fund - \$1,686,000 Allocated

LACLE and the Crime Victims Reparations Board has utilized JRI savings to provide direct financial reparations directly to victims of crime (medical bills, prescription drug costs. Mental health services, funeral costs, lost wages, damage or stolen property etc). The Crime Victims Reparations Fund is generally funded through fines and fees from criminal penalties, however, often these dollars collected do not cover the total number of claims made by victims thus claims from previous years can remain pending. Prior to the availability of JRI reinvestment funding, it would take about 3 years for a claim to be paid due to the lack of available funds. As of May 2020, LACLE has paid over \$1.5 million using JRI Savings dollars to provide reparations for claims made by 601 victims, their families, or service providers.

LACLE is also using JRI savings to reinvest in the Crime Victim Reparations Automation Project. The project's goal is to upgrade the claims system to allow healthcare providers to file a claim online which will in turn streamline and expedite the claims process.

Domestic Violence Housing Assistance Program - \$400,000 Allocated

The Domestic Violent Housing Assistance Program (DVHAP) is a project that provides flexible housing assistance to domestic violence survivors in various communities across Louisiana. In the first three months of the program, the DVHAP has assisted domestic violence survivors with rental payments, transportation payments, child care, housing application fees, utility assistance, document fees, moving/relocation expenses and safety enhancement costs. Survivors were also connected with direct advocacy services to find and maintain a secure housing environment.

The pilot program began in February 2020, and as of April 30, 2020, the DVHAP had provided housing assistance to 206 survivors and their children.

Louisiana Coalition Against Domestic Violence (LCADV) is in the process of seeking a researcher to perform longitudinal research of the program to measure participants' housing stability six and twelve months after receiving this assistance. In the meantime, LACLE is gathering qualitative feedback on the program from participants.

The qualitative feedback thus far has indicated an increased sense of safety among participants and increased sense of self-efficacy. The financial assistance has also allowed domestic violence survivors to withstand economic hardship while maintaining their independence from their abuser.

In 2019, Lisa³⁵ moved from a domestic violence shelter into her own apartment for herself and her three children, separate from her abuser. Then, she lost her job around the holidays. She was trying to find work, but in the process, she fell behind on her rent. She also was two months in arrears for her utilities and her children's daycare. At the time, she thought her only options were to return to the shelter with her three children or return back with her abuser.

³⁵ Name has been changed

The Domestic Violence Housing Assistance Program helped pay her housing expenses and arrearages, which allowed Lisa to avoid eviction from her apartment, and allowed her to continue her employment search. Since receiving support from the DVHAP, Lisa has found stable employment.

DVHAP recognizes that this stop-gap funding can be a lifeline for survivors of domestic abuse.

As another participant noted, the financial assistance allowed them to “feel like I can breathe again. I can start work and get my life back. I feel safe.”

Moving forward, LCLE will continue to reinvest annual JRI savings into the Domestic Violence Housing Assistance Program.

Administrative Costs - \$340,000 Allocated

This investment went towards expenses of the day-to-day JRI-related operations. This includes personnel, fringe benefits, and maintenance of data processing equipment, building rent, office supplies and equipment.

Community Investments

Community Reinvestment - \$4,974,068 Allocated, (Year 1 and Year 2 Savings Combined)

The majority savings available for community reinvestment were allocated to community organizations who submitted proposals to the Department through a competitive evaluation process and were awarded dollars to provide services prior to release and post release in effort to reduce prison admissions, reduce returns to prison and improve community coordination of reentry resources.

In 2018 with the first year of JRI savings, the Department awarded \$2,511,818 funds to organizations that serve individuals in Tier 1 parishes that account for 40% of the state's incarcerated population: Orleans, Jefferson, East Baton Rouge, Caddo, and St. Tammany. These awards are for a period of 3 years after which the Department will again solicit requests for proposals etc.³⁶

In 2019, with the availability of additional savings from the second year of JRI, the Department awarded \$2,462,250 in funds to community organizations that serve individuals in the following Tier 2 parishes: Bossier, Calcasieu, Lafourche, Lafayette, Ouachita, Rapides and Terrebonne. The Department awarded a total of (annually for 3 years) to these community initiatives that began in early 2020.

To date, DPS&C has awarded a total of 17 community incentive grant awards in 11 parishes across the state.³⁷

Impact of Community Incentive Grants

This is first grant program of its kind for the Louisiana Department of Corrections and the CIG program is first of its kind for the state and continues to develop based upon client and community partner feedback. Since starting in 2018, community partner organizations have reported successfully supporting their client throughout the various stages of reentry.

The program has complemented the work of the Reentry Advisory Council (RAC), and the Louisiana Prisoner Reentry Initiative (LAPRI) to improve the coordination and communication between the Department and community partners as they support individuals returning from incarceration. Community Incentive Grant recipients work closely with their Reentry Coalitions, the local P&P district office, and the staff at the Regional Reentry Centers.

Community Incentive Grant Participant Success Stories

The following stories highlight the critical work provided by community partners and the clients they serve and the challenges that many returning people face

Example 1: Utilizing and building upon CTRP coursework post-release.

Community organizations build off the skills and CTRP coursework that individuals earned while incarcerated under DPS&C, and can be one source of stability for individuals upon their release.

Participant A became parole eligible as a result of Louisiana's 2017 criminal justice reforms, and had earned a master Automotive Service Excellence (ASE) certification, and a power generation technology certification while incarcerated. Once he was granted parole, Louisiana Parole Project (LPP) provided intensive reintegration programming that includes transitional housing.

³⁶ A \$327,059 award was forfeited during contract negotiation and has been re-bid in East Baton Rouge Parish.

³⁷ Full list of CIG awardees and additional program descriptions can be found in Appendix B of this report

LPP then connected him to a job at a car dealership in Baton Rouge as an automotive technician, where Participant A was able work extra hours to ultimately purchase a car. He's continuing to learn by taking online classes, and is looking to advance within the dealership. All of it, he admits, has improved his confidence and self-image.³⁸

Example 2: Intensive Case Management

Intensive case management and community resource connection has allowed several participants like Participant B, connect to employment and housing within weeks of being released from DPS&C custody.

Within a week of his release from prison, he began working 40 hours/week at \$9.00/hour, including available overtime. His Goodwill Reentry case manager helped Participant B purchase work-boots and uniforms for his job so he could start immediately. Additionally, with the program's support, Participant B was able to open up a bank account for his incoming paychecks, move out of temporary housing at his sister's, and secure permanent housing with his girlfriend.³⁹

Example 3: Vital Documents

CIG community organizations also help participants get essential documentation, such as driver's licenses or state IDs. This documentation is necessary to receive certain social service benefits, employment opportunities or housing opportunities.

Participant D began working full-time for a towing outfitter upon his release from Caddo Correctional Center. The United Way of Northwest Louisiana's network of support helped Participant D get his driver's license upon his release. This has been crucial – Participant D now has a reliable means of transportation to and from work.⁴⁰

Another CIG participant, Client A, had been in the hospital a couple months' post-release, and had not had a Louisiana ID since before Hurricane Katrina. With the support of the client's social worker and civil paralegal, Client A was able to obtain the client's birth certificate. With this ID, the client was able to receive additional services.⁴¹

Example 4: Civil Legal Services

Some community organizations provide legal services for individuals with outstanding civil legal issues or attachments that have accrued while the individual was incarcerated.

Client C had \$17,000 in traffic court debts stemming from 22 cases and 17 attachments. Upon the participant's release, the community organization was able to get their reinstatement letter from the court and took them to OMV where we were able to get their Provisional Driver's License. Client C is now currently working, and applying for higher paying jobs that require a driver's license, for which they now qualify.⁴²

³⁸ This success story has been edited for clarity and brevity, and was submitted to DPS&C by Louisiana Parole Project in the CIG End of Year Report.

³⁹ This success story has been edited for clarity and brevity, and was submitted to DPS&C by Goodwill of Southeastern Louisiana in the CIG End of Year Report.

⁴⁰ This success story has been edited for clarity and brevity, and was submitted to DPS&C by United Way of Northwest Louisiana in the CIG End of Year Report.

⁴¹ This success story has been edited for clarity and brevity, and was submitted to DPS&C by Orleans Public Defenders – Alternative to Incarceration Unit in the CIG End of Year Report.

⁴² This success story has been edited for clarity and brevity, and was submitted to DPS&C by Goodwill of Southeastern Louisiana in the CIG End of Year Report.

The Community Incentive Grant program at DPS&C continues to support and evaluate the progress of the CIG providers. Additional information on these success stories can be found in Appendix C.

Additional Community Investments

In addition to the formal Community Incentive Grant program, the Department has also funded and piloted additional programs designed to reduce admission to state prison system and expand evidence-based practices.

Emergency & Transitional Housing Program

The Department of Public Safety and Corrections funded a pilot program designed to provide funds for short-term housing for individuals under the supervision of Division of Probation and Parole. In partnership with existing housing providers in the community, the goal of the program is to provide subsidized emergency and/or transitional housing for individuals under community supervision and facing homelessness.

When a Probation & Parole officer is aware of a client facing homelessness, the officer can refer the individual to one of the approved ETH housing providers in the area. Each ETH housing provider that houses a P&P-referred client receives a per-day reimbursement from the Department of Corrections. The Department may fund up to 6 months of transitional housing or up to 2 weeks of emergency housing for an eligible P&P-referred client.

On December 23, 2019, the Department piloted the first ETH Approved Provider List, and notified the Division of Probation and Parole of the available housing resources in their Districts. The ETH Approved Provider list opened for the second round of housing applicants in April 2020.

Impact of the Emergency & Transitional Housing Program

As of June 30, 2020, the ETH Approved Provider list has 19 housing providers located in 8 parishes across the state.⁴³

The ETH Program is still in its pilot phase and the Department is currently evaluating the impact of the JRI investment. However, given the success so far and the general reception for the community, it is likely that the Department will expand the program to cover more areas of the state over the next several years.

Specialty Courts via Louisiana Supreme Court

The JRI legislation also authorizes the DPS&C to award funds to judicial districts for the purpose of the expansion of evidence backed prison alternatives and to reduce admissions into the state prison system. The establishment of Specialty Courts has increased significantly in the last few years throughout the country as an effective alternative to incarceration, or in some instances, as an alternative to long-term imprisonment. Due to the mid fiscal year start dates for several of the community awards, portions of the funds previously allocated to the Community Incentive Grant contractors for FY 18/19 and FY19/20 were not used and thus available for a one time redistribution. DPS&C was therefore able to two one-time lump sum investments (\$1.4 million and \$500,000) to the Louisiana Supreme Court for the creation of

⁴³ There are some ETH housing providers that are conditionally approved and the Department is awaiting additional paperwork before including them on the ETH Approved Housing Provider list. Conditionally approved providers are not included in this count.

new and the expansion of existing reentry courts, mental health courts, veterans courts and drug courts throughout the State. The Supreme Court was the direct recipient of this one time lump sum investment and will award these funds on a rolling basis to judicial districts via an application process.

DPS&C Strategic Investments (\$8,721,133): Total allocated Year1 and Year 2 Savings combined

In addition to the savings invested in year 1 (\$4,271,050), a total of \$4,450,083 additional savings were allocated to the DPS&C for a combined total of **\$8,721,133** invested into targeted investments in reentry services, community supervision, educational and vocational programming, transitional work programs, and contracts with parish jails and other local facilities that house state offenders to incentivize expansion of recidivism reduction programming and treatment services.

Key areas of **new** reinvestment using Year 2 savings include:

Expansion of Reentry Centers

Regional Reentry Centers: Approximately 50% of people serving state prison sentences are assigned to local-level (parish) jails. State correctional facilities have historically offered a variety of educational, vocational, and other programming to people in prison while those housed at the local level rarely received such programming. Starting in 2014, the Department began establishing Regional Reentry Centers across the state. These regional reentry programs operate in conjunction with local sheriffs and are designed to reach individuals who are within one year of release or in a Transitional Work Program assignment, and returning to a specific region. This regionalized approach enhances the program's ability to engage community supports, such as treatment providers, educational opportunities, and family and faith-based programs. Each Regional Reentry Program provides participants with the Standardized Pre-Release Curriculum, two forms of identification, residence and employment plans, and connections to needed post-release resources in the community.

As with year 1 savings, year 2 savings were strategically allocated to expand the Department's ongoing Regional Reentry Center development initiative.

Expansion of Regional Reentry Centers: Lafourche, Ouachita and Rapides Parishes.

Investment in Probation and Parole

Expansion of Day Reporting Centers

Day Reporting Centers: Day Reporting Centers (DRC) are non-residential and non-custodial programs that provide reentry related services as well as therapeutic and rehabilitative alternatives to incarceration for lower level probation or parole violations. Day Reporting Centers provide effective and cost efficient interventions that reduce recidivism for adult offenders under probation and/or parole supervision with the State.

As with year 1 savings, year 2 savings were strategically allocated to expand the Department's ongoing Day Reporting Center development initiative.

Expansion of Day Reporting Centers: Thibodaux, Lafayette, and Jefferson Parishes.

Impact of Day Reporting Centers

The Day Reporting Centers provide intensive programming, including Ms. R.

Ms. R was one of the first graduates of the Thibodaux DRC. She was placed on supervision as a result of a Felony Theft charge. She has a long history of thefts with multiple convictions for misdemeanor and felony theft. At the time she was referred to the DRC, she felt like her life was spiraling out of control. She felt her life was not stable, did not have a stable income, residence or a vehicle.

DRCs offer an alternative to incarceration for individuals like Ms. R, and provide an opportunity for P&P officers to support clients on their caseload.

While she was on supervision, she hit rock bottom and accidentally walked into the path of moving vehicle. It was at this time that she opened up to her supervising officer who in turn referred her to the DRC and ensured that she was attending. It is noted that programs such as these do not have success without the support of the individual Probation and Parole Officer.

DRCs provide cognitive behavioral programming, and assistance with applying for social service benefits.

The staff at the DRC assisted her with obtaining SSI as she still had serious injuries from the car accident. This allowed her to become financially stable. She was able to afford food and rent at a townhouse apartment. She was able to buy a vehicle. She was able to pay her bills and this allowed her to feel secure and stable. She is proud that she has not missed a month's rent. She was able to regain custody of her daughter, who now lives with her.

However, for Ms. R:

Since her graduation from the DRC she has remained drug and arrest free. She routinely meets and speaks with the program manager of the DRC and has been asked to return as a mentor for those still in the program. She has accepted and will return in this role when the state reopens fully after the COVID19 pandemic.

Looking Forward

With the passage of the Justice Reinvestment package of legislation in 2017, Louisiana developed a comprehensive, data-driven and bipartisan plan designed to route people convicted of less serious crimes away from prison, strengthen alternatives to incarceration, and remove barriers to successful reentry. In conjunction with the first annual performance report released last year, this report provides an update on implementation of the Justice Reinvestment legislation, including how well the state is meeting the goals of the legislation and notes areas for continued improvement.

As detailed in this report, major findings from the second full year of JRI implementation show the state is on target to meet the major goals of JRI: focus prison beds on serious threats to public safety, strengthen community supervision, clear away barriers to successful reentry, and reinvest the savings. Major findings from this report include that Louisiana's prison population has declined, sentence lengths for nonviolent offenses have decreased, the use of the Habitual Offender enhancement has decreased, and the average Probation and Parole officer caseload has decreased from 140.3 in 2016 to 114.7 in 2019.

The purpose of the Justice Reinvestment Initiative is a bi-partisan, multi-agency effort to improve the criminal justice system in Louisiana by reserving the use of prisons for violent offenders or those who pose a serious threat to the community, providing quality and much needed programs while incarcerated, improving community supervision, removing barriers and reinvestment of realized savings back into communities for those affected by crimes as well as those individuals returning to their communities.

Moving forward, DPS&C, in collaboration with other state and local partners, will continue to monitor progress, analyze outcomes and identify opportunities for improvement.

Glossary

Baseline: Unless otherwise noted, “Baseline” is reflective either of the annual total of 2016 or a snapshot from December 31, 2016. The year 2016 was chosen because that is the last full year of data prior to JRI passage and implementation, which occurred partway through 2017.

Certified Treatment and Rehabilitation Program (CTRP): CTRP credits are a form of sentence credits which allow offenders who are sentenced to a fixed number of years in prison to incrementally earn time off their prison term. DPS&C evaluates programs within state prisons and local jails; those found to be evidence-based and standardized are declared to be CTRP programs. Incarcerated individuals who participate in those programs are eligible to earn CTRP credits and earn time off their prison term. Not all incarcerated individuals are eligible to earn CTRP credits.⁴⁴ Those who are eligible for CTRP credits can earn up to 360 days total earned credits toward the reduction of the projected goodtime parole supervision date for program participation. Participants in the workforce development work release program are eligible to earn an additional 180 days of CTRP credit, for a possible total of 540 days of CTRP credit.

Day Reporting Center(DRC): a non-residential program for persons under supervision designed to provide enhanced community supervision/support, educational remediation, as well as rehabilitative services and behavior modification that address criminogenic needs for participants (male and female) referred by the Division of Probation and Parole. Participants referred will be supervised by P&P on probation, parole, or diminution of sentence and have technical violations of the conditions of supervision that would normally warrant a request for revocation; or participants returning from incarceration who are deemed to be a high risk for recidivism as determined by P&P.

Earned Compliance Credits (ECC): A diminution of sentence policy established under JRI Act 280 that awards 30 days off of an individual’s supervision term for every full calendar month they are in compliance with their supervision conditions. This allows people who comply with their supervision conditions to reduce their supervision term by up to half. When a person’s time served on supervision plus the time credited for compliance satisfies their full probation or parole term, they will complete the term of their supervision.

Felony Theft Threshold: A “felony theft threshold” is the dollar value at which theft or property damage is considered a felony.

Habitual Offender: Louisiana’s habitual offender statute allows prosecutors to seek longer sentences for defendants with prior felony convictions. JRI Act 281 reduced the mandatory minimum sentences for most second and third offenses, and eliminated the possibility of life sentences on a fourth conviction when the instant and all previous convictions are nonviolent.

Offense Types: The terms below are the offense categories that DPS&C utilizes throughout the report. There is the general distinction between violent and nonviolent, and then a more granular distinction between violent, drug, property, sex (nonviolent) and other offenses.

- **Violent Offense:** In this report, “violent offense” includes any situation where an individual’s primary offense (that is, the offense for which they received the longest sentence) is considered by the state of Louisiana to be a crime of violence. This includes offenses like murder, manslaughter, battery, sexual battery or rape, kidnapping, aggravated arson, aggravated burglary,

⁴⁴ See La. R.S. 15:828 for more information on who is not eligible for CTRP credits.

robbery, stalking, domestic abuse aggravated assault, and home invasion (as defined by R.S. 14:2(B)).

- **Nonviolent Offense:** In this report, “nonviolent offense” includes any situation where an individual’s primary offense (that is, the offense which they received the longest sentence) is not considered by the state of Louisiana to be a crime of violence. Violent crimes are defined by R.S. 14:2(B)). The offense categories include: drug offenses, property offenses, nonviolent sex offenses, and other offenses.
- **Drug Offenses:** “Drug offenses” in this report includes any situation where an individual’s primary offense (that is, the offense for which they received the longest sentence) is an offense that falls under the Louisiana Revised Statute Title 40, Uniformed Controlled Dangerous Substance Laws.
- **Property Offenses:** “Property offenses” in this report includes any situation where an individual’s primary offense (that is, the offense for which they received the longest sentence) is a property crime. This includes offenses like theft, property damage, or burglary.
- **Sex Offenses:** In this report, “sex offense” includes any situation where an individual’s primary offense (that is, the offense for which they received the longest sentence) is considered by the state of Louisiana to be a sex offense (under R.S. 15.541). This includes offenses like rape, sexual battery, voyeurism, trafficking for sexual purposes, or pornography involving juveniles.

Throughout this report, if “violent” and “sex offense” categories are split out, violent sex offenses are counted in the “violent” category, and the “sex offense” category includes only nonviolent sex offenses.

- **Other Offenses:** “Other” is a catch-all category that includes a variety of offenses that do not fit cleanly into the defined categories. Examples of “Other” offenses include Felon in Possession of Firearm and Driving Under the Influence.

Other - Supervision Type: “Other” reflects other types of supervision under the Division of Probation and Parole. These are specialized supervision cases, including drug court admissions, supervised release admissions and those individuals who were reviewed by a Sex Offender Assessment Panel (SOAP).

Supervision Closures: the terms below are the categories of how supervision cases are closed by the Division of Probation and Parole.

- **Successful:** the client reached the end of their supervision term successfully by earning ECCs, reaching the end of their sentence, or being granted early termination.
- **Unsuccessful:** the client absconded or was released unsatisfactorily
- **Revocations:** the client was revoked due to a new felony conviction, technical revocation, waiver –pending felony charges or waiver – technical.
- **Other Closure Type:** the client’s supervision case was closed due to an overturned conviction, was released to another state, was released to an institution, court order, death, or a revocation by a non-DPS&C entity.

Recidivism: Once an individual has been released from DPS&C incarceration through completed sentence, released on parole, conditional release, or split probation sentence – if that individual returns to DPS&C custody following a conviction for a new sentence or technical revocation of supervision, then it is considered an incident of recidivism. Recidivism is measured by DPS&C as a return to prison within five years following release.

Revocation: Due to a violation of the conditions of their supervision, either due to a technical violation or due to a new criminal charge, a supervisee is sentenced to finish the remainder of their sentence in jail or prison. They are fully returned to DPS&C custody and are no longer under P&P supervision. The DPS&C tracks the type of supervision that the person was under when revoked (i.e. probation revocation, good time parole revocation,

Sanctions: The below are all sanctions used by Probation and Parole to address violations of supervision conditions by an individual under their supervision. They are organized from the least serious response to most serious:

- **Non-Jail Administrative Sanction:** Probation and Parole Officers can respond to technical violations using a system-wide Performance Grid that matches problem behavior to proportionate sanctions. For example, non-jail sanctions may include: a verbal reprimand from the officer, community service work, increased drug testing, or implementing a curfew.
- **Administrative Jail Sanction:** For higher level technical violations, Probation and Parole Officers can order an individual to a “quick dip” in jail of 1-10 days.
- **Technical Revocation Jail Sanction:** The next level up in responding to higher level technical violations is a technical revocation jail sanction. Here, the supervisee is also sentenced to time in jail, but for a longer time. They remain under P&P supervision while serving this sanction. JRI Act 281 limits jail time for these sanctions for those supervisees not sentenced for a violent crime or sex offense. For those individuals, jail time under this type of sanction is limited to:
 - o 15 days for a first sanction;
 - o 30 days for a second sanction; and
 - o 45 days for a third sanction.

Technical revocation Jail Sanctions are only available for people under supervision for non-violent, non sex offenses. For individuals on supervision for violent or sex offenses,

- **Full Revocation:** The most serious response can be used to respond to non-technical violations. Under a full revocation, the supervisee is sentenced to finish the remainder of their sentence in jail or prison. They are fully returned to DPS&C custody and are no longer under P&P supervision.

Supervision Level: The level of supervision for each person depends on offense type, risk score, and response to conditions of supervision. The level of supervision dictates the expectations between the P&P officer and the P&P client (e.g. how many times they must check-in with their officer). The Division of Probation and Parole makes this determination upon supervision intake.

Specialty Property Crimes: JRI Act 281 eliminated the following specialty crimes that were found to be duplicative of other theft, property damage, and burglary offenses: criminal damage to coin-operated devices; criminal damage of a pipeline facility; criminal damage to genetically engineered crops, genetically engineered crop facilities, or genetically engineered crop information; simple burglary of a pharmacy; simple burglary of a religious building; simple burglary of a law enforcement or emergency vehicle; theft of livestock; theft of timber; unauthorized use of “access card” as theft; theft of utility service; theft of petroleum products; theft of oilfield geological survey, seismograph, and production maps; theft of oil and gas equipment; theft of goods; cheating and swindling; theft of a business record; theft of assets of a person who is aged or a person with a disability; theft of utility product; theft of copper or other materials; theft of animals; unauthorized removal of property from governor’s mansion and the state capitol complex; and sale of forest products.

Technical Violation: A “technical violation” of probation or parole is when an individual on supervision is determined by the Probation or Parole Officer to not be following the conditions of their supervision. Technical violations are not a conviction for a new crime, and generally do not result in new charges. Examples of a technical violation include: failing to report for a scheduled office visit; missing a curfew; testing positive for a drug or alcohol screen; or changing residence without permission.

Appendix A- Performance Metrics Data

This section includes all data that Act 261 requires to be reported annually⁴⁵. Data highlights are included in the main body of the report.

Incarceration Data

Incarceration Snapshot

This section includes data looking at the overall snapshot composition of the prison population, broken down by admission type and offense type. Snapshot data is captured during the last week in December of each year.

Measure	2016	2018	2019
Newly Sentenced Incarcerated Person	24,157	22,287	21,693
Probation Revocation	4,721	3,644	3,483
New Criminal Activity	1,133	1,010	1,070
Technical Revocation	3,546	2,614	2,400
Other Probation Revocation Type	42	20	13
Good Time Parole Revocation	6,525	6,043	5,869
New Criminal Activity	1,978	2,085	2,076
Technical Revocation	408	317	294
Waiver Technical	487	427	483
Waiver Pending	3,418	3,041	2,861
Other Good Time Parole Revocation Type	234	173	155
Parole Revocation	353	236	241
New Criminal Activity	125	93	100
Technical Revocation	28	18	14
Waiver Technical	31	25	28
Waiver Pending	151	86	86
Other Discretionary Parole Revocation Type	18	14	13
Other Supervision Types	3	269	238
New Criminal Activity	-	96	90
Technical Revocation	-	52	42
Waiver Technical	-	5	6
Waiver Pending	-	16	11
Other Revocation Type	-	100	89
Total Population	35,759	32,479	31,524

⁴⁵ Data on risk levels and recidivism cannot be reported at this time. This will be included in future reports following full implementation of the TIGER risk tool, and enough time passes to measure an accurate recidivism rate. See Methodology section for more details.

Table 1b: Prison Population Snapshot by Admit Type, Percentage of Total			
Measure	2016	2018	2019
Newly Sentenced Incarcerated Person	67.6%	68.6%	68.8%
Probation Revocation	13.2%	11.2%	11.0%
Good Time Parole Revocation	18.2%	18.6%	18.6%
Parole Revocation	1.0%	0.7%	0.8%
Other Supervision Types	0.0%	0.8%	0.8%
Total Population	100.0%	100.0%	100.0%

Table 2a: Prison Population Snapshot by Offense Type			
Measure	2016	2018	2019
Violent	16,115	19,377	19,363
Drug	8,072	5,015	4,543
Property	5,595	5,110	4,643
Sex Offense (Nonviolent)	1,849	1,357	1,384
Other Offenses	4,128	1,620	1,591
Total Population	35,759	32,479	31,524

Table 2b: Prison Population Snapshot by Offense Type, Percentage of Total			
Measure	2016	2018	2019
Violent	45.1%	59.7%	61.4%
Drug	22.6%	15.4%	14.4%
Property	15.6%	15.7%	14.7%
Sex Offense (Nonviolent)	5.2%	4.2%	4.4%
Other Offenses	11.5%	5.0%	5.0%
Total Population	100.0%	100.0%	100.0%

Table 3a: Prison Population Snapshot by Violent/Nonviolent			
Measure	2016	2018	2019
Violent	16,115	18,897	18,842
Nonviolent	19,644	13,582	12,682
Total Population	35,759	32,479	31,524

Table 3b: Prison Population Snapshot by Violent/Nonviolent - % of Total Population			
Measure	2016	2018	2019
Violent	45.1%	58.2%	59.8%
Nonviolent	54.9%	41.8%	40.2%
Total Population	100.0%	100.0%	100.0%

Incarceration Snapshot – By Targeted Offenses

Act 281 of JRI legislation tailored sentences for drug sentences according to weight, raised the felony theft threshold and modify penalties for certain nonviolent offenses. The following table shows a snapshot of these offenses in DPS&C custody as of December of each year. *Note: This table reflect the number of people in custody with the specific charge. If a person was sentenced under multiple charges on this table, they would appear in both categories.*

Measure	2016	2018	2019
Possession of Schedule I Drug (40.966)	453	1,005	813
Possession with Intent to Distribute of Schedule I Drug (40.966)	544	1,003	982
Possession of Schedule II Drug (40.967)	926	2,255	2,004
Possession with Intent to Distribute of Schedule II Drug (40.967)	771	1,084	1,049
Distribution of Schedule II Drug (40.967)	805	934	815
Felony Theft (14:67)	110	469	451
Theft of a Motor Vehicle (14:67.26)	66	194	191
Simple Burglary of Inhabited Dwelling (14:62.2)	364	725	660
Possession of Firearm by Felon (14:95.1)	1,028	2,342	2,410
Felony Simple Arson (14:52)	16	66	71

Admissions to Prison

This section includes data on admissions to prison, broken down by admission type (new felony vs. revocation) and offense type. Also included in this section is a breakdown of admissions by criminal history (number of prior felonies) as well as a look at admissions and sentence lengths for individuals admitted as habitual offenders.

Measure	2016	2018	2019
New Felony Admissions	7,962	8,040	8,055
Probation Revocation	3,370	3,178	3,478
New Criminal Activity	643	707	848
Technical Revocation	2,710	2,470	2,630
Other Probation Revocation Type	17	1	-
Good Time Parole Revocation	4,811	4,692	4,588
New Criminal Activity	800	1,140	1,192
Technical Revocation	284	269	262
Waiver Pending	3,207	2,788	2,590
Waiver Technical	520	495	544
Discretionary Parole Revocation	142	97	101
New Criminal Activity	28	30	37
Technical Revocation	11	5	2
Waiver Pending	89	49	48
Waiver Technical	14	13	14
Other Supervision Revocation Types	19	52	9
New Criminal Activity	-	5	3
Technical Revocation	-	35	5
Waiver Pending	-	11	1
Waiver Technical	-	1	-
Unknown	-	-	-
Total Admissions	16,304	16,059	16,231

Measure	2016	2018	2019
New Felony Admissions	48.9%	50.1%	49.6%
Probation Revocation	20.7%	19.8%	21.4%
Good Time Parole Revocation	29.5%	29.2%	28.3%
Discretionary Parole Revocation	0.9%	0.6%	0.6%
Other Supervision Revocation Types	0.1%	0.3%	0.1%
Total Admissions	100.0%	100.0%	100.0%

Table 6a: Admissions by Offense Type			
Measure	2016	2018	2019
New Felony Admissions	7,962	8,039	8,055
Violent	2,094	2,279	2,136
Drug	2,150	2,195	2,308
Property	2,178	1,971	1,943
Sex Offense (Nonviolent)	303	246	242
Other Offenses	1,237	1,348	1,426
Revocations	8,342	8,019	8,176
Violent	1,534	1,490	1,598
Drug	2,692	2,716	2,820
Property	3,547	3,171	3,066
Sex Offense (Nonviolent)	115	67	69
Other Offenses	454	575	623
Total Admissions	16,304	16,058	16,231

Table 6b: Admissions by Offense Type -Percentage of Total			
Measure	2016	2018	2019
New Felony Admissions	48.8%	50.1%	49.6%
Violent	12.8%	14.2%	13.2%
Drug	13.2%	13.7%	14.2%
Property	13.4%	12.3%	12.0%
Sex Offense (Nonviolent)	1.9%	1.5%	1.5%
Other Offenses	7.6%	8.4%	8.8%
Revocations	51.2%	49.9%	50.4%
Violent	9.4%	9.3%	9.8%
Drug	16.5%	16.9%	17.4%
Property	21.8%	19.7%	18.9%
Sex Offense (Nonviolent)	0.7%	0.4%	0.4%
Other Offenses	2.8%	3.6%	3.8%
Total Admissions	100.0%	100.0%	100.0%

Table 7a: Admissions by Number of Prior Felonies ⁴⁶			
Measure	2016	2018	2019
0 Prior Felonies	4,716	5,069	5,319
1 Prior Felony	2,906	2,795	2,836
2 Prior Felonies	2,492	2,237	2,329
3-5 Prior Felonies	4,322	4,090	3,919
More than 5 Prior Felonies	1,868	1,868	1,828
Total Admissions	16,304	16,059	16,231

⁴⁶ Previously, DPS&C reported the number of 0 prior felony convictions decreased since implementation of criminal justice reforms. As we transitioned our data collection process to pull calendar year totals in lieu of totaling quarterly data sets, we recognized a programming error in this particular dataset. Thus, we are reporting that the number of 0 prior felonies reflects an increase since 2016. We apologize for the previous error.

Table 7b: Admissions by Number of Prior Felonies - Percentage Total			
Measure	2016	2018	2019
0 Prior Felonies	28.9%	31.6%	32.8%
1 Prior Felony	17.8%	17.4%	17.5%
2 Prior Felonies	15.3%	13.9%	14.3%
3-5 Prior Felonies	26.5%	25.5%	24.1%
More than 5 Prior Felonies	11.5%	11.6%	11.3%
Total Admissions	100.0%	100.0%	100.0%

Table 8: Admissions – Habitual Offenders			
Measure	2016	2018	2019
# of Habitual Offender Sentences	466	146	195
Average Sentence Length for Habitual Offenders (months)	124.8	175.1	184.6

Table 9: Admissions by Targeted Offenses			
Measure	2016	2018	2019
Possession of Schedule I Drug (40.966)	550	551	486
Possession with Intent to Distribute of Schedule I Drug (40.966)	460	456	536
Possession of Schedule II Drug (40.967)	1,593	1,905	1,987
Possession with Intent to Distribute of Schedule II Drug (40.967)	498	518	584
Distribution of Schedule II Drug (40.967)	469	372	419
Felony Theft (14:67)	274	299	344
Theft of a Motor Vehicle (14:67.26)	94	133	138
Simple Burglary of Inhabited Dwelling (14:62.2)	365	379	302
Possession of Firearm by Felon (14:95.1)	669	949	1,029
Felony Simple Arson (14:52)	27	46	53

Sentence Length

This section includes data on average sentence lengths, broken down by admission type and offense type.

Table 10: Average Sentence Length by Admit Type (months)			
Measure	2016	2018	2019
New Felony Admissions	80.2	71.7	67.5
Probation Revocation			
New Criminal Activity	69.1	63.6	63.6
Technical Revocation	60.1	53.3	49.6
Unknown	63.0	72	-
Good Time Parole Revocation			
New Criminal Activity	79.2	78.1	74.2
Technical Revocation	66.6	66.3	62.4
Waiver Technical	62.8	53.1	50.6
Waiver Pending	64.9	59.5	52.5
Parole Revocation			
New Criminal Activity	125.9	164.6	125.1
Technical Revocation	130.2	73.4	54
Waiver Technical	122.5	175.1	133
Waiver Pending	57.1	86.4	168.6
Other Supervision Types			
New Criminal Activity	-	114	20
Technical Revocation	-	63.3	48
Waiver Technical	-	60	-
Waiver Pending	-	60.9	23
Other	81.5	-	-

Table 11: New Felony Admissions: Average Sentence Length by Offense Type (months)			
Measure	2016	2018	2019
Violent	122.9	119.5	122.1
Drug	69.5	51.5	46.9
Property	60.4	51.8	47.0
Sex Offense (Nonviolent)	104.0	101.0	109.7
Other Offenses	55.8	47.2	39.5

Measure	2016	2018	2019
Possession of Schedule I Drug (40.966)	44.6	46.8	43.5
Possession with Intent to Distribute of Schedule I Drug (40.966)	57.4	83.3	76.2
Possession of Schedule II Drug (40.967)	32.8	33.4	23.9
Possession with Intent to Distribute of Schedule II Drug (40.967)	49.0	80.1	75.6
Distribution of Schedule II Drug (40.967)	55.9	71.7	65.9
Felony Theft (14:67)	40.0	42.7	35.4
Theft of a Motor Vehicle (14:67.26)	39.1	50.8	44.6
Simple Burglary of Inhabited Dwelling (14:62.2)	57.7	56.8	58.9
Possession of Firearm by Felon (14:95.1)	65.2	86.9	79.4
Felony Simple Arson (14:52)	59.0	44.9	45.2

Releases from Prison

This section includes data on individuals releasing from prison, broken down by release reason, offense type, and admission type. Releases from prison include any person incarcerated under DPS&C custody at a state or local facility who was released from that incarcerated setting during the noted year.

Measure	2016	2018	2019
Discretionary Parole	323	491	626
Good Time Parole	14,621	14,623	14,551
Expiration of Sentence	1,123	1,418	1,270
Other Release Type	507	573	491
Total Releases	16,574	17,105	16,938

Measure	2016	2018	2019
Discretionary Parole	1.9%	2.9%	3.7%
Good Time Parole	88.2%	85.5%	85.9%
Expiration of Sentence	6.8%	8.3%	7.5%
Other Release Type	3.1%	3.3%	2.9%
Total Releases	100.0%	100.0%	100.0%

Table 14a: All Releases from Prison by Offense Type			
Measure	2016	2018	2019
Violent	2,348	3,178	3,308
Drug	6,096	5,802	5,684
Property	4,958	5,733	5,408
Sex Offense (Nonviolent)	333	264	260
Other Offenses	2,839	2,128	2,278
Total Releases	16,574	17,105	16,938

Table 14b: All Releases from Prison by Offense Type - Percentage Total			
Measure	2016	2018	2019
Violent	14.2%	18.6%	19.5%
Drug	36.8%	33.9%	33.6%
Property	29.9%	33.5%	31.9%
Sex Offense (Nonviolent)	2.0%	1.5%	1.5%
Other Offenses	17.1%	12.4%	13.4%
Total Releases	100.0%	100.0%	100.0%

Table 15a: All Releases from Prison by Admit Type			
Measure	2016	2018	2019
New Felony Admissions	8,401	8,509	8,567
Probation Revocation	3,462	3,768	3,541
New Criminal Activity	635	714	766
Technical Revocation	2,803	3,042	2,768
Other Probation Revocation Type	24	12	7
Good Time Parole Revocation	4,495	4,597	4,654
New Criminal Activity	790	1,044	1,170
Technical Revocation	316	264	268
Waiver Pending	2,920	2,785	2,732
Waiver Technical	469	474	467
Other Good Time Parole Revocation Type	-	30	17
Discretionary Parole Revocation	178	128	94
New Criminal Activity	49	41	30
Technical Revocation	14	7	5
Waiver Pending	92	62	47
Waiver Technical	23	15	11
Other Discretionary Parole Revocation Type	-	3	1
Other Supervision Revocation Types	38	103	82
New Criminal Activity	-	17	14
Technical Revocation	-	53	34
Waiver Pending	-	7	20
Waiver Technical	-	1	1
Other Supervision Revocation Types	-	25	13
Total Releases	16,574	17,105	16,938

Table 15b: All Releases from Prison by Admit Type -Percentage Total			
Measure	2016	2018	2019
New Felony Admissions	50.7%	49.7%	50.6%
Probation Revocation	20.9%	22.0%	20.9%
Good Time Parole Revocation	27.1%	26.9%	27.5%
Discretionary Parole Revocation	1.1%	0.7%	0.6%
Other Supervision Revocation Types	0.2%	0.6%	0.5%
Total Releases	100.0%	100.0%	100.0%

Table 16: Releases by Targeted Offenses			
Measure	2016	2018	2019
Possession of Schedule I Drug (40.966)	317	523	550
Possession with Intent to Distribute of Schedule I Drug (40.966)	245	364	379
Possession of Schedule II Drug (40.967)	897	2,215	2,066
Possession with Intent to Distribute of Schedule II Drug (40.967)	322	476	468
Distribution of Schedule II Drug (40.967)	385	539	445
Felony Theft (14:67)	149	334	346
Theft of a Motor Vehicle (14:67.26)	34	119	125
Simple Burglary of Inhabited Dwelling (14:62.2)	245	397	312
Possession of Firearm by Felon (14:95.1)	325	668	674
Felony Simple Arson (14:52)	23	41	45

Releases- Average Length of Stay

This section includes data on the average length of time individuals serve, broken down by admission type and offense type.

Table 17: Average Length of Stay (Months) of All Releases by Admit Type			
Measure	2016	2018	2019
New Felony Admissions	30.4	30.3	29.5
Probation Revocation			
New Criminal Activity	22.7	18.3	15.7
Technical Revocation	16.6	12	12
Other Probation Violation Type	26.7	-	-
Good Time Parole Revocation			
New Criminal Activity	34.7	29.2	25.8
Technical Revocation	21.7	19.1	16.3
Waiver Technical	10.7	11.6	11.4
Waiver Pending	12.5	12.9	13.3
Discretionary Parole Revocation			
New Criminal Activity	52.2	39.9	50.7
Technical Revocation	41.5	32.5	50.3
Waiver Technical	17.1	25.8	22.8
Waiver Pending	18.5	19.2	24.8
Other Supervision Revocation Types			
New Criminal Activity	-	154.4	147.8
Technical Revocation	-	14.4	15.9
Waiver Technical	-	7.7	12.0
Waiver Pending	-	13.7	10.3
Other Supervision Revocation Types	128.8	-	-

Table 18: Average Length of Stay (Months) of All Releases by Offense Type			
Measure	2016	2018	2019
Violent	65.0	57.5	54.8
Drug	18.3	16.3	15.4
Property	15.1	14.7	14.0
Sex Offense (Nonviolent)	49.7	48.0	56.5
Other Offenses	16.6	12.6	11.3

Measure	2016	2018	2019
Possession of Schedule I Drug (40.966)	17.4	20.5	22.6
Possession with Intent to Distribute of Schedule I Drug (40.966)	24.1	21.4	27.1
Possession of Schedule II Drug (40.967)	16.5	16.0	14.9
Possession with Intent to Distribute of Schedule II Drug (40.967)	24.1	26.6	28.3
Distribution of Schedule II Drug (40.967)	35.9	31.6	36.6
Felony Theft (14:67)	19.6	20.2	14.0
Theft of a Motor Vehicle (14:67.26)	12.0	11.4	10.7
Simple Burglary of Inhabited Dwelling (14:62.2)	18.9	21.4	22.3
Possession of Firearm by Felon (14:95.1)	29.2	19.5	22.5
Felony Simple Arson (14:52)	16.8	8.9	10.5

Discretionary Parole

This section includes data on the number and outcome of discretionary parole hearings. Act 280 and Act 277 expanded discretionary parole eligibility to individuals who were not previously eligible under Louisiana law.

Measure	2016	2018	2019
2 nd Degree Murder Hearings Held (Act 280)	N/A	47	37
2 nd Degree Murder Grant Rate (Act 280)	N/A	57.40%	48.60%
Juvenile Lifers Hearings Held (Act 277)	N/A	36	17
Juvenile Lifers Grant Rate (Act 277)	N/A	80.6%	58.8%
Total Hearings Held	1270	1613	1682
Overall Grant Rate	37.9%	46.7%	43.7%

Releases - Medical Treatment Furlough

This section includes data on the considered and grant rate for individuals eligible for medical treatment furlough.

Measure	2016	2018 ⁴⁷	2019
Recommended by Unit Medical Director	N/A	30	7
Considered by Parole Board	N/A	16	4
Approved by Parole Board	N/A	10	4

⁴⁷ In 2018, the Legislature passed Act 573, which removed 1st degree murder from eligibility for Medical Treatment Furlough. It became effective August 1, 2018.

Good Time & CTRP Credits

This section includes data on sentence credits earned by incarcerated individuals for good behavior (“good time”) and participation in Certified Treatment and Rehabilitation Programs (CTRP).

What is “Good Time”?

Good time is a form of sentence credits which allows offenders who are sentenced to a fixed number of years in prison to incrementally earn time off their prison term. Incarcerated individuals may earn good time off their sentence by displaying good behavior and performing work and/or self-improvement activities. The rate of good time eligible offenders may earn depends on individual circumstances and the offense for which they were sentenced, and not all incarcerated individuals are eligible to earn good time.

What are CTRP Credits?

CTRP credits are granted to individuals who participate in treatment and rehabilitation programs within state prisons or local jails that DPS&C has evaluated and found to be evidence-based and standardized. Individuals can earn up to 360 days of credit for program completion. Not all incarcerated individuals are eligible to earn CTRP credits.

Data Limitations on Good Time and CTRP Data

The time at which data is pulled from the Offender Management System is important for the accuracy of the data for the time period. For most data points, the more time that has passed ensures a more accurate count. However, for some release-specific data, it is more accurate to pull the data as close to the time period it represents as possible.

Due to these limitations, the Department used quarterly snapshots from 2018 and 2019 for the following data regarding CTRP and Good Time Credits. These quarterly snapshots are reported close to the last day of the reporting quarter, and therefore is a more accurate reflection of CTRP credits and Good Time Credits earned at that moment in time. These quarterly snapshots were implemented upon the passage of JRI legislation; therefore, we do not have this data for any year prior to January 2018.

Measure	2018 Total/ Average	2019 Total/ Average
Number of Releasing Individuals Who Earned Good Time ⁴⁸	14,781	14,550
Average Number of Good Time Months Earned by Releasing Individuals	32.2	31
Average Number of Good Time Days Earned by Releasing Individuals	979	943

⁴⁸ This reflects the quarterly totals of individuals who released and earned good time. This may not reflect the annual total of individual released via good time.

Table 24: Number of Releasing Individuals Who Earned CTRP Credits		
Measure	2018 Total/ Average	2019 Total/ Average
Number of Releasing Individuals Who Earned CTRP Credit ⁴⁹	7,021	7,027
Average Number of CTRP Months Earned by Releasing Individuals	7.2	7.1
Average Number of CTRP Days Earned by Releasing Individuals	217.54	215.04
Percentage of Good-Time Releasing Individuals who Earned CTRP Credit	47.5%	48.3%

Community Supervision Data

Community Supervision Snapshot

This section includes data looking at the overall snapshot composition of the community supervision population, broken down by supervision level, and by supervision type. This is snapshot data that is captured during the final week of December each year.

Table 25a: Supervision Snapshot - By Supervision Type			
Measure	2016	2018	2019
Probation	39,788	33,416	31,819
Discretionary Parole	2,734	2,540	2,659
Good Time Parole	28,833	23,163	20,920
Other	173	250	263
Total Number on Supervision	71,528	59,369	55,661

Table 25b: Supervision Snapshot - By Percentage Total			
Measure	2016	2018	2019
Probation	55.6%	56.3%	57.2%
Discretionary Parole	3.8%	4.3%	4.8%
Good Time Parole	40.3%	39.0%	37.6%
Other	0.2%	0.4%	0.5%
Total Number on Supervision	100.0%	100.0%	100.0%

⁴⁹ This reflects the quarterly totals of individuals who released and earned CTRP credits. This may not reflect the annual total of individual released with CTRP credits.

Community Supervision Snapshot – Officer Caseload

This section includes data on the average officer caseload for allocated positions across the state. This section provides the overall annual average caseload throughout the year, as well as the average caseload as of December of each year.

Table 26: Supervision Officer Caseload (Allocated) – December Snapshot			
Measure	2016	2018	2019
Average Supervision Officer Caseload	140.3	122.6	114.7

Community Supervision Intakes

This section includes data on community supervision (probation/parole) intakes, broken down by intake type and offense type, as well as sentence length. This section also includes information about who begins probation, by prior number of offenses and the average probation sentence length upon intake.

Table 27a: Supervision Intakes by Supervision Type			
Measure	2016	2018	2019
Probation	12,571	13,808	13,704
Discretionary Parole	655	783	905
Good Time Parole	15,722	15,599	15,797
Other Supervision Type	144	99	91
Total Supervision Intakes	29,092	30,289	30,497

Table 27b: Supervision Intakes by Supervision Type			
Measure	2016	2018	2019
Probation	43.2%	45.6%	44.9%
Discretionary Parole	2.3%	2.6%	3.0%
Good Time Parole	54.0%	51.5%	51.8%
Other Supervision Type	0.5%	0.3%	0.3%

Table 28: Probation Intakes by Offense Type			
Measure	2016	2018	2019
Violent	1,196	1,852	1,695
Drug	5,103	6,254	6,429
Property	3,198	3,890	3,610
Sex Offense (Nonviolent)	162	200	209
Other Offenses	2,912	1,612	1,761
Total Probation Intakes	12,571	13,808	13,704

Table 29: Discretionary Parole Intakes by Offense Type			
Measure	2016	2018	2019

Violent	158	196	195
Drug	242	315	398
Property	150	219	244
Sex Offense (Nonviolent)	16	12	18
Other Offenses	89	41	50
Total Discretionary Parole Intakes	655	783	905

Table 30: Good Time Parole Intakes by Offense Type			
Measure	2016	2018	2019
Violent	1,564	2,649	2,820
Drug	6,182	5,421	5,506
Property	4,993	5,724	5,462
Sex Offense (Nonviolent)	29	26	17
Other Offenses	2,954	1,779	1,992
Total Good Time Parole Intakes	15,722	15,599	15,797

Table 31: Average Sentence Length (months) for Probation Intakes by Offense Type			
Measure	2016	2018	2019
Violent	37.5	36.8	35.9
Drug	36.3	33.1	31.1
Property	35.8	34.9	32.9
Sex Offense (Nonviolent)	41.3	45.9	43.3
Other Offenses	15.5	37.1	35.2

Community Supervision Violations & Sanctions

This section includes data on community supervision violations and sanction responses, including administrative sanctions and technical revocations.

Measure	2018	2019
Probation	16,012	17,885
Level 1	4,511	4,771
Level 2	3,327	4,579
Level 3	1,429	1,543
Level 4	6,745	6,992
Discretionary Parole	572	741
Level 1	140	195
Level 2	140	204
Level 3	56	85
Level 4	236	257
Good Time Parole	14,093	14,488
Level 1	3,614	3,615
Level 2	2,247	2,431
Level 3	1,125	1,156
Level 4	7,108	7,294
Other Type of Supervision	1,333	1,289
Level 1	400	367
Level 2	246	294
Level 3	116	96
Level 4	571	532
TOTAL VIOLATIONS	32,010	34,403

Measure	2018	2019
Probation	50.0%	52.0%
Level 1	14.1%	13.9%
Level 2	10.4%	13.3%
Level 3	4.5%	4.5%
Level 4	21.1%	20.3%
Discretionary Parole	1.8%	2.2%
Level 1	0.4%	0.6%
Level 2	0.4%	0.6%
Level 3	0.2%	0.2%
Level 4	0.7%	0.7%
Good Time Parole	44.0%	42.1%

⁵⁰ Due to data reporting constraints, there is not By Level, By Type of Supervision data for 2016.

Level 1	11.3%	10.5%
Level 2	7.0%	7.1%
Level 3	3.5%	3.4%
Level 4	22.2%	21.2%
Other Type of Supervision	4.2%	3.7%
Level 1	1.2%	1.1%
Level 2	0.8%	0.9%
Level 3	0.4%	0.3%
Level 4	1.8%	1.5%
TOTAL VIOLATIONS	100.0%	100.0%

Table 33: Administrative Non-Jail Sanctions		
Measure	2018	2019
Total Administrative Non-Jail Sanctions	30,814	26,753

Table 34: Administrative Jail Sanctions, By Jail Days Imposed			
Measure	2016	2018	2019
Number of Times Jail Sanction Imposed	1,445	940	830
Average Days Imposed	4.7	5.6	5.5

Table 35: Administrative Jail Sanctions, By Violation Level		
Measure	2018	2019
Level 1 Violations: Number of Jail Sanctions	41	42
Level 1 Violations: Average Days Imposed	2.3	2.1
Level 2 Violations: Number of Jail Sanctions	595	485
Level 2 Violations: Average Days Imposed	4.4	4.4
Level 3 Violations: Number of Jail Sanctions	300	268
Level 3 Violations: Average Days Imposed	8.3	7.8
Level 4 Violations: Number of Jail Sanctions	4	35
Level 4 Violations: Average Days Imposed	7.8	7.6

Table 36: Probation and Parole Technical Revocation			
Measure	2016	2018	2019
Number of Technical Revocation Jail Sanction	2,392	1,073	1,370
Average Days in Custody	66.7	22.7	19.0

Measure	2018	2019
Percentage of People Who were eligible to Earn Credits	73.9%	72.1%
Average months of Compliance Credits Earned	1.76	1.33
Number of individuals who did not earn compliance credits	5,541	8,769
Compliance Credit months rescinded	11,133	28,118

Community Supervision Sanctions – Full Revocations to Prison

This section includes data on probation and parole full revocations, including the number and the percentage of individuals on supervision who were revoked, and the average revocation sentence length. This section also includes data on the average amount of “street time” credited for time spent on supervision, as well as the average amount of time credited for time spent awaiting a revocation decision.

Measure	2016	2018	2019
Probation Revocations	3,370	3,178	3,478
New Criminal Activity	643	707	848
Technical Revocation	2,710	2,470	2,630
Other Probation Revocation Type	17	1	-
Discretionary Parole Revocations	142	97	101
New Criminal Activity	117	79	85
Non-Criminal Activity (Technical)	25	18	16
Good Time Parole Revocations	4,820	4,692	4,588
New Criminal Activity	4,007	3,928	3,782
Non-Criminal Activity (Technical)	804	764	806
Other Good Time Parole Revocation Type	9	-	-
Other Supervision Type Revocations	10	52	9
New Criminal Activity	2	16	4
Non-Criminal Activity (Technical)	8	36	5
Other Revocation Type	-	-	-
Total Revocations - New Criminal Activity	4,769	4,730	4,719
Total Revocations - Noncriminal Violation	3,547	3,288	3,457
Total Revocations	8,342	8,019	8,176

Measure	Q4 2016 ⁵¹	2018 Average ⁵²	2019 Average ⁵³
Average Time Credited for “Street Time” (days) (Street Time: Average time credited to suspended sentence or remainder of sentence from time spent on supervision.)	336	468	459

⁵¹ This is the only quarter of 2016 data that was captured around the end of 2017.

⁵² Due to time sensitive nature of this data, this is an average of four quarterly snapshots taken during 2018 at the end of each quarter

⁵³ Due to time sensitive nature of this data, this is an average of four quarterly snapshots taken during 2019 at the end of each quarter

Measure	Q4 2016 ⁵⁴	2018 Average ⁵⁵	2019 Average ⁵⁶
Average Time Credited for Pre-Revocation (days) (Pre-Revocation: Average time credited to suspended sentence or remainder of sentence from time spent awaiting hearing.)	196	171	178

Community Supervision Closures

This section includes data on supervision discharges by closure type as well as the average length of time served on supervision.

Measure	2016	2018	2019
Successful	7,280	11,497	8,282
Full Expiration	6,360	1,432	1,754
Early Termination	920	861	861
Earned Compliance Closure	N/A	9,204	5,667
Unsuccessful	1,107	1,297	1,470
Revocations	3,362	3,181	3,480
Other Closure Type	2,170	2,149	2,269
Total Probation Closures	13,919	18,124	15,501

Measure	2016	2018	2019
Successful	52.3%	63.4%	53.4%
Full Expiration	45.7%	7.9%	11.3%
Early Termination	6.6%	4.8%	5.6%
Earned Compliance Closure	N/A	50.8%	36.6%
Unsuccessful	8.0%	7.2%	9.5%
Revocations	24.2%	17.6%	22.5%
Other Closure Type	15.6%	11.9%	14.6%
Total Probation Closures	100.0%	100.0%	100.0%

⁵⁴ This is the only quarter of 2016 data that was captured around the end of 2017.

⁵⁵ Due to time sensitive nature of this data, this is an average of four quarterly snapshots taken during 2018 at the end of each quarter

⁵⁶ Due to time sensitive nature of this data, this is an average of four quarterly snapshots taken during 2019 at the end of each quarter

Table 42: Probation Average Time Served (months) by Closure Type			
Measure	2016	2018	2019
Successful			
Full Expiration	37.0	40.2	36.3
Early Termination	29.5	28.5	25.4
Earned Compliance Closure	N/A	28.5	22.4
Unsuccessful	46.4	49.7	49.5
Revocations	23.7	18.4	18.2
Other Closure Type	26.9	28.2	32.5

Table 43a: Parole Discharges by Closure Type			
Measure	2016	2018	2019
Successful	7,079	11,650	9,804
Full Expiration	7,079	1,531	1,506
Earned Compliance Closure	N/A	10,119	8,298
Unsuccessful	1,020	845	802
Revocations	4,956	4,785	4,692
Other Closure Type	1,066	2,599	2,350
Total Probation Closures	14,121	19,879	17,648

Table 43b: Probation Closures by Closure Type -Percentage of Total			
Measure	2016	2018	2019
Successful	50.1%	58.6%	55.6%
Full Expiration	50.1%	7.7%	8.5%
Early Termination	N/A	50.9%	47.0%
Unsuccessful	7.2%	4.3%	4.5%
Revocations	35.1%	24.1%	26.6%
Other Closure Type	7.5%	13.1%	13.3%
Total Probation Closures	100.0%	100.0%	100.0%

Table 44: Parole Average Time Served (months) by Closure Type			
Measure	2016	2018	2019
Successful	44.14	41.57	40.31
Full Expiration	44.15	26.17	23.73
Early Termination	N/A	23.05	20.93
Earned Compliance Closure	34.12	N/A	N/A
Unsuccessful	48.45	35.54	36.28
Revocations	38.19	17.72	16.81
Other Closure Type	29.96	13.66	12.37

Appendix B- Community Incentive Grant Program Descriptions

1. The Life of a Single Mom

Program Name: TLSM Single Moms' Prison Initiative

The Single Moms' Prison Initiative focuses on educational services to promote family reunification, reentry services to provide parolees with support services for long-term reduction in recidivism, and reducing incarceration rates. The program will provide a 12-week Single Parenting 101 support group at both LCIW locations prior to release. Participants will have one-year free access to 107 self-paced online life skills courses through Single Mom University. Case management services will include referral of resources within the community, mentoring, counseling and support group services. On site instruction at a mandatory 100-hour pre-release classes for re-entry to the community.

- Parish Served: East Baton Rouge
- Annual Award Amount: \$57,529
- Contract Period: January 1, 2019 – December 31, 2021
- Annual Participant Target: 408

2. United Way of Northwest Louisiana

Program Name: EXIT-318 (EX-offenders In Transition)

EXIT-318 program has developed a framework to create a Continuum of Care to provide services to support returning participant's needs to be successful and stay out of jail. The critical case management will involve developing a service plan that will define action steps, resources needed, challenges and track progress for each participant. Housing assistance will help to locate safe, decent and affordable housing for participants. Employment services will provide a combination of targeted employment services aimed at increasing employment outcomes. EXIT-318 will also provide job placement services to the public including access to virtual job readiness training, job lead assistance and retention services.

- Parishes Served: Caddo & Bossier
- Annual Award Amount: \$365,635 (Caddo) & \$200,000 (Bossier)⁵⁷
- Contract Periods: January 1, 2019 – December 31, 2021 (Caddo); December 1, 2019 – November 30, 2022 (Bossier)
- Annual Participant Target: 100 (Caddo); 100 (Bossier)

3. Center for Educational Excellence in Alternative Settings (CEEAS)

Program Name: T.H. Rises (formerly, The Welcoming Project)

T.H. Rises aims to reduce recidivism by improving opportunities for and connecting justice involved individuals to mentoring and peer support, employment and job readiness opportunities, education and vocational training, mental health services, and other wraparound services. It is structured around small support groups made up of participants, Welcoming Project staff, and volunteers, including mentors. When a student is released from a Travis Hill School site, he/she is enrolled into T.H. Rises and becomes a "Fellow". The Fellows in the project will have a team of adults who will support them; participate in weekly community gatherings, tutoring, local events that highlight

⁵⁷ These are considered two separate CIG awards, and function under two separate CIG contracts.

Fellow interest and passions, one on one mentoring and they will receive wrap-around support for basic social services and related needs.

- Parish Served: Orleans
- Annual Award Amount: \$125,000
- Contract Period: February 1, 2019 – January 31, 2021
- Annual Participant Target: 30

4. Louisiana Parole Project

Program Name: Guided Community Reentry of Paroled Lifers and Long-Termers

The Louisiana Parole Project will expand services offered through the Guided Community Reentry Program for high stakes/high needs juvenile lifers (Act 277), 40-year lifers (Act 280), and others who have been incarcerated 20 or more years (Acts 790 and 1099) granted release by the Committee on Parole. The program is dedicated to public safety through smart reintegration of returning citizens. The program employs a multidisciplinary approach to reorientation and reentry that gradually integrates participants into communities as talented and experienced citizens. The program assists returning participants with ongoing peer support, mentorship, housing, employment and guidance towards continual progress of the individualized reentry accountability plan.

- Parishes Served: East Baton Rouge, Orleans, St. Tammany, Jefferson, Caddo (Tier 1 Parishes); Lafayette, Calcasieu, Rapides, Ouachita, Terrebonne, Lafourche & Bossier (Tier 2 Parishes)
- Annual Award Amount: \$112,165 (Tier 1 Parishes) & \$31,500 (Tier 2 Parishes)⁵⁸
- Contract Period: February 1, 2019 – January 31, 2022 (Tier 1 Parishes); December 1, 2019- November 30, 2022 (Tier 2 Parishes)
- Annual Participant Target: 55 (Tier 1) & 14 (Tier 2)

5. Catholic Charities Archdiocese of New Orleans

Program Name: Accelerated Pathways from Prison to Providing for Ones Family

Accelerated Pathways from Prison to Providing for Ones Family will build capacity of existing internal structures, project implementation, and direct service to justice involved participants. The project's workforce development will provide participants with job skills and the value of giving back to society through volunteering. The benefits enrollment program would be available to participants at the Welcome Home Center. This would be where participants would enroll for benefits, such as SNAP and Medicaid, for themselves or their family members. The project's case management services will assist participants struggle with any number of personal issues which may make it difficult for them to acclimate to life outside of prison, leading to more recidivism.

- Parishes Served: Orleans & St. Tammany
- Annual Award Amount: \$319,283
- Contract Period: January 1, 2019 – December 31, 2021
- Annual Participant Target: 75

⁵⁸ These are considered two separate CIG awards, and function under two separate CIG contracts.

6. Goodwill Industries of Southeastern Louisiana

Program Name: New Orleans Reentry Task Force Community Incentive Grant Program

The New Orleans Reentry Task Force supports the Louisiana Prisoner Reentry Initiative (LA-PRI) which intends to reduce the recidivism rate of high to moderate risk reentering participants through the three-phased process: Getting Ready, Going Home, and Staying Home. Services provided will focus on (1) legal services, (2) family reunification, (3) adult education, (4) workforce development, (5) referrals for safe and affordable housing and (6) substance abuse treatment services, mental health treatment services and health care services on a needs basis.

- Parish Served: Orleans
- Annual Award Amount: \$447,785
- Contract Period: February 1, 2019 – January 31, 2022
- Annual Participant Target: 373

7. Goodwill Industries of Southeastern Louisiana

Program Name: Terrebonne/Lafourche Community Incentive Grant Program

Goodwill Industries, along with the New Orleans Reentry Task Force, will reduce the recidivism rate of high to moderate risk reentering citizens through the collaborative implementation of a three-phased process: Getting Ready, Going Home, and Staying Home. Services provided will focus on four major gaps identified: (1) Service Coordination and Transition Team Leadership, (2) Performance Management Plan, (3) Legal Service Obstacles, and (4) Professional Development Training in Risk/Needs/Responsivity.

- Parishes Served: Lafourche & Terrebonne
- Annual Award Amount: \$600,000
- Contract Period: December 1, 2019 – November 30, 2022
- Annual Participant Target: 200

8. Orleans Public Defenders

Program Name: Gaining Opportunity from Arrest to Reentry Project (GOFAR)

Gaining Opportunity from Arrest to Reentry (GOFAR) Project is based on a continuity of service model that combines social work and legal assistance to its participants. The GOFAR Project will enhance its ability to provide alternatives to incarceration to reduce prison admissions; expand its Client Services Division to incorporate case managers to offer a continuum of care/social work services from arrest through release; and expand its legal capacity to both ensure that any civil or other legal issues begin to be addressed before a client is sentenced and fill in other legal service re-entry gaps. The project partners with criminal justice system agencies and community social service organizations to directly address these goals and work toward meaningful reform. The project will assess and identify those needs and together with the client, create the individualized reentry plans, support and monitor their progress, and measure the success upon completion.

- Parish Served: Orleans
- Annual Award Amount: \$377,000
- Contract Period: January 1, 2019 – December 31, 2021
- Annual Participant Target: 467

9. United Way of Southeast Louisiana

Program Name: Reducing Recidivism through a Continuum of Care: Jefferson Parish LA-PRI

Reducing Recidivism through a Continuum of Care program is working with the Local Implementation Steering Team framed around the Louisiana Prisoner Reentry Initiative (LA-PRI) model. The program will (1) reduce returns to prison by improving and expanding community reentry resources such as employment and employment readiness, transportation, behavior health care, family reunification, education and vocational training, mentoring and peer support, and wraparound services; and (2) improve community coordination of reentry resources by providing support access existing services and programs and developing a comprehensive community strategy for collaboration among multiple entities to enhance continuity of services provided.

- Parish Served: Jefferson
- Annual Award Amount: \$250,000
- Contract Period: March 1, 2019 – February 28, 2022
- Annual Participant Target: 60

10. Southern University at New Orleans

Program Name: Utilizing Entrepreneurship Training & Psychoeducational Support to Reduce Recidivism in LA

Participants will be assessed by a licensed social worker to make the best match between the program participant and the services offered in the higher education environment. The College of Business (CBA) faculty and the SBDMI staff will deliver various self-sufficiency educational programs to the participants. The training will focus on employment readiness skills and services with emphasis on entrepreneurship and self-employment. Workshops/seminars on various business topics will be offered to participants throughout the program. Participants who excel in the program will receive some financial assistance to start or grow their business or to offset some of the costs of attending college or certification training.

- Parishes Served: Orleans
- Annual Award Amount: \$97,569
- Contract Period: March 1, 2019 – February 28, 2022
- Annual Participant Target: 25

11. Odyssey House Louisiana (OHL)

Program Name: OHL CIG Reentry Project

Odyssey House Louisiana (OHL) will directly connect participants to programming and services by providing case management, transportation, access to training and employment opportunities, and other supportive services that support successful reentry. OHL will also directly provide a full continuum of behavioral health care services and supports at no cost to participants or the state, utilizing Medicaid, federal grants, state and city contracts, and private donations.

- Parishes Served: Calcasieu & Lafayette
- Annual Award Amount: \$364,000
- Contract Period: January 1, 2020- December 31, 2022
- Annual Participant Target: 132

12. United Way of Southwest Louisiana

Program Name: CAL-PRI Program

United Way of Southwest Louisiana proposes implementing the Calcasieu Prisoner Reentry Initiative (Cal-PRI) to build UWSWLA a successful and collaborative network of supports, services, housing and transportation to people returning to Calcasieu Parish who are high or moderate risk.

- Parish Served: Calcasieu
- Annual Award Amount: \$318,000
- Contract Period: March 1, 2020- February 28, 2023
- Annual Participant Target: 106

13. Community Foundation of North Louisiana

Program Name: NELA EXIT (EX-offenders In Transition)

Community Foundation of North Louisiana (CFNLA) will initiate the NELA EXIT Reentry Program which creates a Continuum of Care to provide critical case management and wrap around services, including transportation, housing and employment services, to support and help returning citizens become self-sufficient and remain out of jail. This program fosters safer communities, minimizes costs, and help reduce the high statistic of recidivism, all of which is important to our community.

- Parish Served: Ouachita
- Annual Award Amount: \$500,000
- Contract Period: December 1, 2019 – November 30, 2022
- Annual Participant Target: 196

14. Lafayette Parish Sheriff's Office

Program Name: Comprehensive Community Reentry for Lafayette (CCRL)

The Lafayette Parish Sheriff's Office proposes offering more comprehensive services to people reentering Lafayette Parish through its Comprehensive Community Reentry for Lafayette (CCRL) program. CCRL uses the Louisiana Prisoner Reentry Initiative (LA-PRI) model to provide reentering citizens better access to transportation, employment development, and direct services, such as mentoring and community care navigation.

- Parish Served: Lafayette
- Annual Award Amount: \$148,750
- Contract Period: July 1, 2020 – June 30, 2023
- Annual Participant Target: 50

15. Volunteers of America of North Louisiana

Program Name: Turning Point Reentry

Volunteers of America of North Louisiana (VOANLA) will help reduce prison returns by improving and expanding community resources. VOANLA and Re-Entry Solutions, along with supporting community agencies, will seek to achieve these goals by providing employment development, transportation, housing assistance and family reunification.

- Parish Served: Rapides
- Annual Award Amount: \$300,000
- Contract Period: December 1, 2019- November 30, 2022
- Annual Participant Target: 100

Appendix C – Success Stories for CIG Participants

Participant A (Louisiana Parole Project)

Participant A was serving a life sentence as a multiple offender for crimes committed in his youth and became parole eligible as a result of Louisiana's 2017 criminal justice reforms.

Equipped with a master Automotive Service Excellence (ASE) certification, a power generation technology certification, and a host of self-development and recovery programs, Participant A left prison focused, introspective and mature, a man whose goal is to heal the relationship with his daughters and be the father they need him to be.

As a Louisiana Parole Project client, Participant A credits the organization as being a difference-maker for being granted parole. "I don't believe I would be here, have this opportunity for second chance, if Parole Project wouldn't have supported me," he said. "I did not have a solid place to go, particularly one that offered the kind of support, services, housing and programming that Parole Project does."

But it was his work and preparation for life beyond prison that has allowed him to flourish since his release. The master ASE certification and his work as an automotive technology tutor while incarcerated, led to an employment opportunity. Soon after completing the intensive reintegration phase of Parole Project's programming, Participant A began a job at a car dealership as an automotive technician. Working all the extra hours he could and at the dealership, Participant A was able to purchase a car and, with it, a feeling of accomplishment. He continues to learn, currently taking online classes to earn a General Motors automotive certification that will allow him to advance. All of it, he admits, has improved his confidence and self-image. "I appreciate every day now," he said. "Especially the simple things, the small things, something I never did before."

Participant B (Goodwill SELA)

Participant B's story is one of determination, and of people coming together to provide support. Participant B was referred to Goodwill Industries of Southeastern Louisiana in June 2019 for participation in Goodwill's Reentry supportive services. When he was released in August 2019, he connected immediately with his parole officer, and his Goodwill Re-entry Case Manager.

His Goodwill Reentry case manager connected him to Goodwill job development team, which helped him secure employment with a garbage collection service. Within a week of his release from prison, he began working 40 hours/week at \$9.00/hour, including available overtime. His Goodwill Reentry case manager helped Participant B purchase work-boots and uniforms for his job so he could start immediately.

Additionally, with the program's support, Participant B was able to open up a bank account for his incoming paychecks, move out of temporary housing at his sister's, and secure permanent housing with his girlfriend. He's received a raise from \$9.00 hourly to \$12.00 hourly, and at the closing of his annual evaluation with the company, the garbage collection service will bring him on full-time, where he will receive full benefits, and another raise.

Participant C– Goodwill of Southeastern Louisiana (Goodwill SELA)

Upon his release from prison in July 2019, Participant C needed a job. His Goodwill Reentry case manager helped him secure employment within a few short weeks with Thrones to Go, LLC. As of April 2020, he is still working with Thrones to Go, and despite the global pandemic, remains at 40 hours weekly with overtime options. With his case manager’s support of navigating through decision making, Participant C learned coping skills and was able to rebuild his life one step at a time, beginning with reconnecting with his wife of 15 years, and their three children. He is able to financially care for his family and contribute greatly to the household. Participant C’s annual evaluation is nearing and if all goes well, he will go from making \$14 hourly to \$18 hourly with overtime available.

Participant D – United Way of Northwest Louisiana (UWNWLA)

Before EXIT-318 program, Participant D worked odd jobs here and there. Sometimes, he would go weeks without work. Once he was released from Caddo Correctional Center, he began working full-time for Dandy’s Products. The United Way of Northwest Louisiana’s network of support helped Participant D get his driver’s license upon his release. This has been crucial – he has a reliable means of transportation to and from work. Participant D is hoping to save up enough to buy a new truck and a house in the future.

Client A – Orleans Public Defenders, Civil Attorney

Another worthy success was the result of a collaboration between ATI social worker MK and Reentry Paralegal Grace. MK had a client who had been in the hospital for nearly a year. One of the main case goals was to obtain a state ID. With an unsupportive family unwilling to help their aging and struggling family member, MK was sure she would not be able to obtain a birth certificate or social security card necessary to get an ID. Grace stepped in, communicated with the client at the hospital, and in under two weeks, Grace navigated the complicated process of obtaining a copy of the client’s birth certificate. This client had not had a Louisiana ID since well before Katrina, and now does. This opened the door to countless more services he desperately needed.

Client B – Justice Accountability Center (Subcontractor to Goodwill Southeastern LA)

In another case, a Justice Accountability Center (JAC) attorney cleared over \$17,000 in traffic court debts from one Orleans client, Client C, who had 22 cases and 17 attachments. We got their reinstatement letter from the court and took them to the Office of Motor Vehicles (OMV) where we were able to get their PDL issued and reduced their administrative debts to \$900 after all traffic issues were closed. When their case was closed they were working and applying for higher paying jobs that required their driver’s license. Now, with their PDL, they are qualified for those positions. They last had a pending job interview with the City of New Orleans.

Client D – Justice Accountability Center (Subcontractor to Goodwill Southeastern LA)

Client D had previously returned from incarceration and was on supervision when he was rearrested for outstanding warrants during a traffic stop. He had previously struggled with technical violations because of his traffic issues. The Justice Accountability Center (JAC) cleared nearly \$9,000 in debt on seven cases, all of which had attachments. We also worked on getting Client D reunited with their family living in Section 8 housing while he was looking for work and saving money for driving school and an apartment of his own. Because of his experiences, Client D advocated about the impact of court debts on recidivism, rearrest, and technical violations at a public hearing in Baton Rouge, in order to encourage Louisiana to

move away from a user-pay court system. Because of the services provided to Client D by the CIG program, he is in a position to “pay it forward” and work to prevent these barriers from serving as obstacles to other formerly incarcerated people.

Appendix D – Juvenile Justice Reinvestment Descriptions

Diversion Programs

Organization	Parishes Served
4th Judicial District Attorney's Office	Ouachita, Morehouse
16th Judicial District Attorney's Office	St. Martin, Iberia, St. Mary
Bossier City Marshal's Office	Bossier
Boy's Town Louisiana	Orleans
LaRoque LLC dba Brightside Social Services	East Baton Rouge
Briggs Specialty Services, LLC	Grant
City of Opelousas	St. Landry
Eckerd Youth Alternatives	Rapides, Avoyelles
Evaluative & Development Services, Inc.	East Baton Rouge
The United Hands Youth Center	Concordia
Volunteers for Youth Justice	Caddo, Bossier
Youth Advocate Programs, Inc.	Ouachita, Morehouse, Lincoln Richland
Youth Empowerment Project (Region 1)	Orleans
Youth Empowerment Project (Region 4)	Ascension, Assumption, Lafourche, St. Charles, St. James, St. John the Baptist, Terrebonne

Alternatives to Detention Programs

Organization	Parishes Served
4th Judicial District Attorney's Office	Ouachita, Morehouse
16th Judicial District Attorney's Office	Iberia, St. Martin, St. Mary
29th Judicial District Court	St. Charles
LaRoque LLC dba Brightside Social Services	Washington, Tangipahoa, and Livingston
Calcasieu Parish Police Jury	Calcasieu
City of Opelousas	St. Landry
Eckerd Youth Alternatives	Rapides, Avoyelles
Face to Face Enrichment Center	Livingston, St. Helena, St. Tammany, Tangipahoa, Washington
Family Resources for Education & Empowerment	Caddo
Fletcher Technical Community College	Lafourche
Kingdom of Heaven Ministries	East Baton Rouge
Volunteers for Youth Justice	Caddo
Youth Advocate Programs, Inc.	Ouachita, Lincoln, Morehouse, Richland
4th Judicial District Attorney's Office	Ouachita, Morehouse

